


TRANSPORTADORA DE GAS DEL INTERIOR S.A. E.S.P. - TGI S.A. E.S.P.

BALANCE SHEET AS OF MARCH 31, 2008 AND MARCH 31, 2007

(Expressed in millions of Colombian pesos (Col\$) and thousands of U.S. dollars (U.S.\$))

ASSETS	March 31, 2007		As of March 31, 2008		
	Col\$		Col\$	U.S.\$	
CURRENT ASSETS:					
Cash and cash equivalents	Col\$	14.212	Col\$	102.707	U.S.\$ 56.383
Restricted cash		7.229		7.277	3.995
Accounts receivable		34.345		67.931	37.292
Inventories		12.472		24.211	13.291
Prepaid expenses		21.262		21.243	11.662
Total current assets		89.520		223.368	122.622
Long-term accounts receivable, net		0		6.457	3.544
PROPERTY, PLANT AND EQUIPMENT, net		948.203		960.816	527.457
OTHER ASSETS, NET		2.344.406		2.234.259	1.226.537
Total assets	Col\$	3.382.129	Col\$	3.424.900	U.S.\$ 1.880.160
Memorandum accounts	Col\$	744.702	Col\$	1.373.979	U.S.\$ 754.270
LIABILITIES AND SHAREHOLDERS' EQUITY					
CURRENT LIABILITIES:					
Financial obligations	Col\$	1.971.270	Col\$	22.724	U.S.\$ 12.475
Accounts payable		553.371		36.309	19.932
Labor obligations		34		232	127
Collections on behalf of third parties		0		6.362	3.493
Provisions		327		3.501	1.922
Total current liabilities		2.525.002		69.127	37.949
LONG-TERM LIABILITIES:					
Financial obligations		0		2.040.192	1.120.000
Provisions		0		0	0
Other liabilities		12.352		10.014	5.497
		12.352		2.050.206	1.125.497
Total liabilities		2.537.354		2.119.334	1.163.446
SHAREHOLDERS' EQUITY:					
Capital		750.000		750.000	411.726
Additional paid-in capital		24.703		24.703	13.561
Accumulated results		70.072		289.990	159.195
Net income for the current period		0		240.873	132.232
Total shareholders' equity		844.775		1.305.566	716.714
Total liabilities and shareholders' equity	Col\$	3.382.129	Col\$	3.424.900	U.S.\$ 1.880.160
Memorandum accounts	Col\$	744.702	Col\$	1.373.979	U.S.\$ 754.270


LEOPOLDO MONTAÑEZ
Representante Legal


CESAR AUGUSTO BAEZ
Contador (E)

TRANSPORTADORA DE GAS DEL INTERIOR S.A. E.S.P. - TGI S.A. E.S.P.


INCOME STATEMENT

AS MARCH 31, 2008 AND MARCH 31, 2007

(Expressed in millions of Colombian pesos (Col\$) and thousands of U.S. dollars (U.S.\$))

	March 31, 2007		As of March 31, 2008			
Operating revenues:						
Sales:	Col\$	22.132	Col\$	80.448	U.S.\$	44.164
Capacity charges		5.146		15.824		8.687
Variable charges		4.905		9.904		5.437
Non-recurring charges		860		2.292		1.258
Other revenues		33.043		108.468		59.546
Operating costs:		(2.425)		(8.749)		(4.803)
Operation and maintenance		(6.617)		(20.870)		(11.457)
Depreciation and amortization		0		(3.692)		(2.027)
Other Costs		(9.042)		(33.311)		(16.260)
Gross Margin		24.001		75.157		43.285
Operating and administrative expenses:		(572)		(3.603)		(1.978)
Personnel and general services		(706)		(2.177)		(1.195)
Provisions, depreciation and amortization		(1.278)		(5.780)		(3.173)
Operating income		22.723		69.377		40.112
Non-operating income		71.271		226.818		124.516
Non-operating expenses		(23.922)		(48.634)		(26.699)
Income before income tax		70.072		247.560		135.903
Income tax		0		(6.687)		(3.671)
Net income	Col\$	70.072	Col\$	240.873	U.S.\$	132.232


LEOPOLDO MONTAÑEZ
Representante Legal


CÉSAR AUGUSTO BAETA
Contador (E)


TRANSPORTADORA DE GAS DEL INTERIOR S.A. ESP.


Statement of Cash Flows

For the first quarter 2007 and 2008

(Expressed in millions of Colombian pesos- Col\$)

	Mar-07	Mar-08
Cash Flows From Operating Activities		
Net income	70.072	240.874
Reconciliation between net income and net cash provided by operating activities:		
Depreciation and amortization	7.028	22.172
Exchange gain	(71.379)	(220.745)
Provisions	295	0
	6.016	42.301
Changes in assets and liabilities of operation:		
Current Assets		
Accounts Receivable	(41.495)	(19.382)
Inventories	(12.472)	(274)
Prepaid Expenses	(23.264)	886
Long Term Assets		
Long term accounts receivable	0	(6.457)
Other Assets	0	880
Current Liabilities		
Accounts Payable	582.193	22.696
Labor Obligations	34	(137)
Collections on behalf of third parties	12.352	(1.027)
Estimated liabilities	32	2.775
Other liabilities	0	0
Long Term Liabilities		
Estimated liabilities and provisions	0	(606)
Other liabilities	0	0
	503.396	41.655
Cash flows from investing activities:		
Temporary Investments	0	324
Property, plant and Equipment	(950.045)	(2.492)
Other assets	(2.347.590)	0
Net cash flows provided by operating activities	(3.297.635)	(2.168)
Cash Flows from financing activities		
Capital stock	774.703	0
Financial Obligations ST	2.033.748	(17.335)
Net Cash Provided by financing activities	2.808.451	(17.335)
Net decrease in cash:	14.212	22.152
Cash at beginning of period:	0	28.525
Cash at end of period:	14.212	50.677


 G. P. M.
 Representante Legal


 CESAR AUGUSTO BARZA
 Contador (E)
 Tarjeta Profesional No. 90621-T