



TGI
Grupo Energía Bogotá

Energía para
prosperar

2023 Sustainability Report

Transportadora de Gas Internacional TGI S.A. E.S.P.
Smart adaptation, **sustainable energy**: our
commitment in motion

TABLE OF CONTENTS

Who we are

Who we are	04
About this report	05
Message from our President	06
About TGI	08
Business Model	09

Our Strategy

Our Corporate Strategy	11
Sustainability Strategy	15
Energy for Prosperity	17
An Integrated Strategy	19
ESG Leadership in the Sector	20

Economic Performance and Governance: Energy that Maintains High Standards of Transparency

Economic Performance and Governance: Energy that Maintains High Standards of Transparency	30
Financial Sustainability	32
Operational Excellence	35
Risk Management	37
Corporate Governance	42
Ethical Governance	50
Strategic Relationship and Regulatory Management	57
Responsible Supply Chain Management	61
Innovation, Development, Technology, and Cybersecurity	66



Padua Station Compression Team

TABLE OF CONTENTS

Our commitment to the planet: Clean and efficient energy for climate change.

71

Decarbonization and Energy Transition

72

Climate Resilience

76

Biodiversity Protection

77

Responsible use of resources

82

Circular Economy

83

Our commitment to people: Energy that transforms lives and generates development.

85

Satisfactory Customer Management

86

Talent Management

88

Health and Safety at Work

95

Protection of Human Rights

99

Community Engagement and Development

103

ANNEXES

TCFD Report

110

Detailed Indicators

111

GRI and SASB Content Index

146

Assurance Report

147



ECG Miraflores Collaborators



Who **We are?**

Our purpose

01.

Improving lives with sustainable and competitive energy

The mission of TGI transcends beyond being an energy company. We commit to being agents of change and architects of a brighter and sustainable tomorrow. We work with determination to transform lives through sustainable energy, knowing that every cubic foot of gas transported illuminates homes and transforms industries while lighting the way toward a more prosperous and equitable future for future generations. With every pipeline kilometer, we can leave a positive legacy on our planet and in the lives of those we serve directly and indirectly. Together, we are building a world where energy not only drives businesses and machines but also empowers dreams and changes destinies.

About this report

(2-2) (2-3) (2-4) (2-5) (2-14)

The Sustainability Report 2023 reflects our annual commitment to transparency with diverse stakeholders. This document thoroughly details our Environmental, Social, and Governance (ESG) actions carried out between January 1st and December 31st, 2023, following the updated methodology of the Global Reporting Initiative (GRI) Standard 2021.

Throughout this report, we provide information that addresses GRI indicators, specifically GRI Sector Supplement 11: "Oil & Gas", and we tackle Sustainability Accounting Standards Board (SASB) indicators within its section for companies in the "Oil & Gas - Midstream" sector. Additionally, we offer responses to questions from the Corporate Sustainability Assessment (CSA) for the Dow Jones Sustainability Index (DJSI), report for the Task Force on Climate-Related Financial Disclosures (TCFD), and alignment with the Sustainable Development Goals (SDGs).

Our Sustainability Report has undergone a rigorous approval process, starting with an initial assessment by Senior Management and then a review by the Board of Directors of the Corporate Governance, Sustainability, and Human Talent Committee. Following a detailed analysis, this committee makes recommendations to the Board of Directors, which in turn proposes the approval of the report to the General Shareholders' Meeting. The General Shareholders' Meeting is the final instance that approves the Sustainability Report.

If the data differs from previous reports, we include corresponding explanations in each section. Monetary data is expressed in COP and, when applicable, in USD, using a conversion rate of 4,325.05 COP per 1 USD.

To validate the accuracy of this report, we subjected the document to a verification process through a limited assurance methodology executed by the auditing firm BDO, as evidenced in the verification letter attached in the annex section of this report. For additional inquiries, the point of contact at TGI is: comunicaciones@tgi.com.co.



Sustainability Week



ECG Miraflores Collaborators

Manizales Citygate Team

TGI President's Letter

Dear All,

With great joy and satisfaction, I share with you all the overall management of a 431-person team that, during 2023, worked with the utmost commitment and was fully convinced of a higher purpose that inspires every action.

Improving lives with sustainable and competitive energy is increasingly becoming a reality, evident in closing social gaps, reducing our carbon footprint, and contributing to reducing greenhouse gases from other industries thanks to clean energy sources like natural gas.

In 2023, we persisted in the search for solutions to address the current and future challenges of the natural gas sector. We delivered the Natural Gas Roadmap to the country, enabling a fair, sustainable, orderly, and competitive transition process. In this year, 2024, addressing supply and distribution challenges, the roadmap's recommendations allow us to understand and socialize the sector's needs to continue seeking its stability. Furthermore, we continue to contribute to the construction of public policy to ensure that natural gas continues contributing to a fair energy transition.

Being a year of multiple challenges, we kept the development of our primary asset, the human talent, and the organizational culture of TGI at the heart of our strategy. Valuing each of the team's members' competencies, we invested in their personal and professional growth during the past year. Thanks to a solid training and development plan, we strengthened ourselves as a diverse team, making the Women's Leadership School a reality with the participation of 90% of the women in the company, with a strong belief in winning with diversity and inclusion.

I can assure you that we achieved it together! The reason is that with this work team, we achieved the results contained in this report by focusing our management on sustainability, innovation, and operational excellence under a solid corporate governance model that allowed us to manage risks promptly and promote an economic, social, and environmental balance. This has made TGI, day by day, a more modern, agile organization with a high level of social commitment.

Through our more than 4,000 kilometers of infrastructure, which reaches 1,200 communities in 18 country-wide departments, we transport an average of 484.29 million cubic feet per day (MMcf/d) of gas, maintaining a service continuity of 99%. This reaffirms our commitment to continue connecting the country with the best energy. We are undoubtedly transforming lives and providing greater collective prosperity.

In our constant pursuit of best practices, and in line with our actions, we have achieved the distinction of being the only Colombian company with a superior ranking TOP 1% among global companies with the best Environmental, Social, and Governance (ESG) performance worldwide, entering the Sustainability Yearbook 2024. Additionally, for the third consecutive year, we have maintained the first position in the Transport, Storage of Oil and Gas industry in the Corporate Sustainability Assessment (CSA) by S&P Global 2023.

This is how we demonstrate and reaffirm our commitment, making sustainability a cross-cutting pillar in our business's development, guiding our actions in line with the Ten Principles of the UN Global Compact, and in the ongoing pursuit of contributing to achieving the Sustainable Development Goals (SDGs).



Mónica Contreras Esper

Economic Performance and Governance: Energy that maintains high standards of transparency.

During the past year, we demonstrated that while we aim to grow as a business, we can also contribute to and positively impact the environment, generating greater well-being for Colombians. We highlight that the management of the corporate strategy was reflected in delivering solid financial results with sustained and profitable growth.

Properly managing company revenues, costs, and expenses has allowed us to reinvest in our infrastructure, people, and the communities where we operate. On the one hand, the 17.7% revenue growth compared to 2023 resulted from increased contracts due to the El Niño phenomenon, revaluation, indexing, and changes in the WACC. On the other hand, we introduced new efficiency initiatives to maximize our performance. Combined with the portfolio we have been developing since 2021, when the TGI Transformation Process began, these have generated recurring and cumulative impacts, consolidating a new TGI 2.0 that works collaboratively and cross-functionally between administrative and field teams.

We manage the business's main risks as part of our governance exercise. One of them was the context of regulatory changes that impacted our operation, such as the change from dollars to Colombian pesos in the remuneration of the Gas Transportation service. In response, we implemented a financial strategy allowing for proper debt management.

While it is true that we have had proactive regulatory management and the regulator issued a draft resolution to adjust the gas transportation remuneration methodology, we are still awaiting the final resolution to ensure proper recognition of investments and expenses, including compensation for the hedges that TGI had to acquire due to the change in functional currency (from dollars to Colombian pesos) starting from June 2023.

Either way, the CREG resolutions that will formalize the income flows to remunerate the investment and O&M expenses for their recognition and subsequent execution regarding the approval process of IPAT projects from the natural gas supply plan are still pending. These will allow for more excellent system reliability and improve supply conditions in the country. Despite the aforementioned, at TGI, we are advancing on what matters for these projects so that, when the time comes, they can meet the deadlines required by the Supply Plan.

For 2024, we continue to face regulatory challenges, and our teams have proved to have a fundamental role in addressing the challenges of the natural gas market, ensuring fair tariffs for demand and agents, and protecting the development, viability, and stability of the business.

All these decisions, reflected in TGI's performance, have been conceived under a corporate governance model based on integrity and transparency, which the District Oversight Committee recognized for the third consecutive year.

Our commitment to the planet: Clean and efficient energy for climate change.

We decided to take a leading role in the country's energy transition, which, together with the decarbonization of our operations and key industries in the transportation sector, will contribute to mitigating climate change.

Under this principle, and aiming for TGI's operational efficiency, during 2023, we successfully measured 100% of measurable surface infrastructure, identifying fugitive emissions. Furthermore, through 6 operational efficiency projects and voluntary carbon offsetting, we reduced our net greenhouse gas emissions (GHG) by 14% based on the 2021 baseline.

Another area of progress was energy efficiency and carbon neutrality. Eleven of our facilities were certified for energy efficiency by Bureau Veritas, and seven were certified for carbon neutrality by Icontec.

With the goal of continuing to evolve and transform the business to provide alternatives that contribute to decarbonization and the environment through innovation and research in creating value chains in hydrogen and renewable gases, we have formed strategic alliances with international actors. One of the key projects in 2023 was with the Government of Sweden, which, through its international cooperation agency, provided USD 1M for developing initiatives and pilots in Biogas.

Since the end of 2023, we have been preparing to incorporate a Biodiversity strategy in 2024. Through this strategy, we aim to promote the conservation and sustainable use of biodiversity in the areas of influence of construction, operation, and maintenance of TGI projects, prioritizing strategic ecosystems and promoting intersectoral participation.

Our commitment to people: Energy that transforms lives and generates development.

During 2023, and under the commitment to being allies for development in the territory, we continued with our three major social investment fronts, seeking more significant impact with our social projects:

The first is the rural gasification program, through which we benefited 896 people living in rural areas.

The second is education, through which we built 18 interactive solar classrooms in Antioquia, Valle del Cauca, César, and Bolívar departments.

The third is in the field of diversity and inclusion, through which we trained over 288 women leaders in their communities on leadership topics and supported over 30 women-led ventures.

We recognize the importance of continuing to transform and evolve to accompany the country toward energy transition with a more sustainable model, promoting innovation, and collaborating with all stakeholders.

I thank the Board of Directors and the TGI team for believing in the strategy and actively participating in making our higher purpose a reality. To our stakeholders, we want to express our gratitude for contributing, through genuine relationships, to making TGI a company that opens paths and brings prosperity to all Colombians.

We will continue to make of TGI, Energy for Prosperity.

Mónica Contreras Esper



Community of Miraflores

About

TGI

(2-1) (2-2) Transportadora de Gas Internacional (TGI) S.A. E.S.P Leaders in hydrocarbon transportation and processing (Midstream) in Colombia .

We are a Colombian joint-stock company, with Grupo Energía Bogotá S.A. ESP - GEB S.A. ESP as our main shareholder. We are established as a mixed public utility company, in accordance with Law 142 of 1994, with administrative, patrimonial, and budgetary autonomy, and we operate within the scope of private law. Our headquarters are located in Bogotá, D.C., and we currently have 4,033 km of gas pipelines, forming the broadest natural gas transportation network in Colombian territory, providing sustainable energy to 18 departments. In line with an expansion plan projected until 2027, our goal is to become a multinational company that generates value for all stakeholders in our areas, using energy as an essential driver towards sustainable development.

As part of Grupo Energía Bogotá, we adopt and share five fundamental corporate values: "First, Life," "Integrity," "Teamwork with Individual Responsibility," "Results Oriented," and "Empathy." These values are the compass that guides our ethical and coherent actions, aligning with our higher purpose of "Improving lives with sustainable and competitive energy."



Estación de compresión Villavicencio

(Own 30) Shareholding Structure

At TGI, we have a total of 145,402,814 subscribed and paid-in shares. Our majority shareholder is Grupo Energía Bogotá S. A. ESP, which owns 99.996% of the Company's subscribed and paid-in capital. Additionally, we have various minority shareholders, who are natural persons and represent 0.004% of the shareholding. Bogotá D.C. holds a 65.7% shareholding in GEB. Our company does not have shares allocated for individual government institutions.

Our infrastructure:

- Gas Pipeline Network
- Transportation Pipelines
- Compression Stations
- Districts

- North Region
- Central East Region
- Southwest Region

18

DEPARTMENTS

220

MUNICIPALITIES




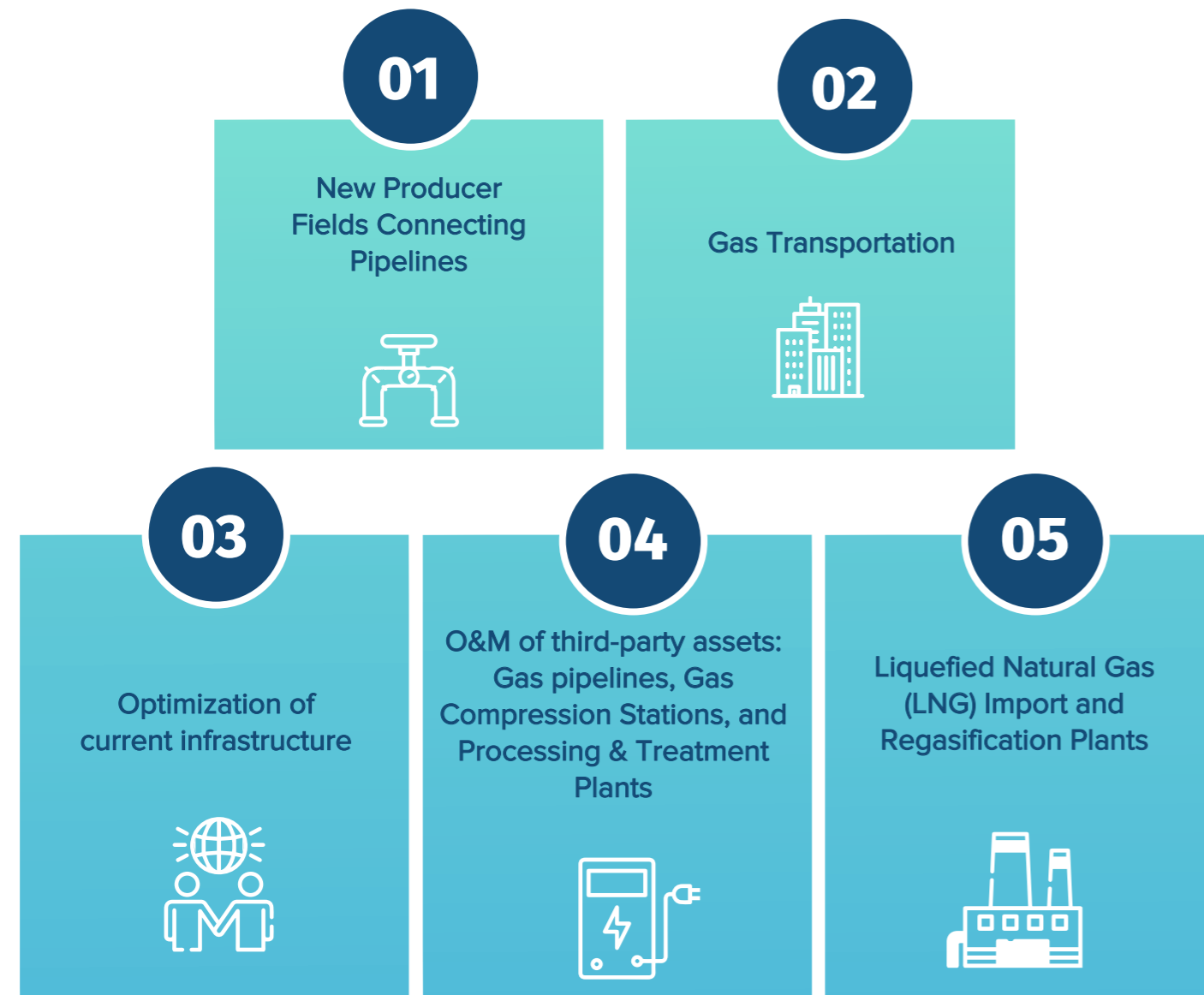
Mariquita Compression Station Team



Business Model

(2-6) Activities, products and services of the organization, and the markets served.

At TGI, we offer midstream services by articulating comprehensive solutions to connect natural gas sources with consumption centers and develop innovative solutions that contribute to the energy transition through:



Main HQ Collaborators

We actively promote the development of natural gas demand in various market sectors, including industry and Compressed Natural Gas (CNG) for vehicles. This resource, characterized by its low emissions, plays a fundamental role in the energy transition and decarbonization of the industry. **At TGI, we encourage natural gas consumption in the industrial and mobility sectors to contribute to national decarbonization goals and improve air quality significantly.** At the same time, we seek to provide economic opportunities to industry and transportation users, facilitating the conversion of equipment, plant adaptations, vehicle acquisition, and other necessary aspects for the transition to natural gas.

These initiatives involve active participation from the distributor, who ensures supply meets demand during the agreement term and when this energy source is required. The value of economic contributions varies according to the estimated volumes of natural gas for consumption, both in the industrial and mobility sectors.





Our commercial relationships extend throughout the gas chain, involving sectors of transportation, industry, producers, distributors, and natural gas marketers.

Our Markets:

- Gas Producers
- Gas Distributors
- Gas-fired Thermal Power Generation Plants
- Industries: cement, brickworks, food, transportation, among others.

To continue to be a reference in the sector, **we have deployed an extensive network of gas pipelines spanning 4,033 kilometers in Colombia, contributing to the continuous growth of the region.** This network consists of three main gas pipelines (North Zone, Central East Zone, and Southwest Zone) connected to regional branches that transport gas to the 18 departments and 220 municipalities where we have a presence.



Citygate Manizales Collaborator

Value Chain

The value chain in the natural gas industry is a process that encompasses everything from the exploration and production of gas by upstream producers to the efficient distribution carried out by downstream distributors. In this operational flow, at TGI, we manage a complex supply chain involving procuring various essential goods and services.

The value chain of TGI involves several key stages, from the production of natural gas to distribution and the implementation of technologies for replacing polluting fuels.

Description of the Value Chain

Upstream:

Natural Gas Production:

Gas Producers: Responsible for the exploration and production of gas in onshore and offshore fields.

Main raw material supplier: Ecopetrol, which supplies the natural gas needed for the value chain.

Supply Chain:

Daily Operations:

Procurement of goods and services: Includes a wide range of items necessary for daily operations, such as pipes, valves, compression equipment, spare parts, tools, professional services, legal and tax advice, and catering.

Key actors involved: Various suppliers providing essential goods and services for the company's daily operations.

Downstream:

Gas Distributors: Responsible for distributing natural gas to cities, service stations for CNG, industries, thermal power generation, among others.

Key actors involved: Companies that distribute natural gas to cities, service stations (for CNG), industries, and thermal power generation, among others.

Technology Suppliers:

They play a crucial role in facilitating the acquisition of essential equipment, such as boilers, turbines, engines, vehicles, and conversion kits, for the substitution of polluting fuels.

Contributions and common objectives:

Objectives: To increase gas consumption to contribute to the reduction of CO2 emissions, support the decarbonization of the country, improve air quality, and promote community well-being.

Our corporate strategy



Our value proposition aligns with the purpose of "Improving lives with sustainable and competitive energy" to generate benefits for society, the planet, and all our stakeholders through three key elements: infrastructure, midstream solutions, and innovation. These components allow us to operate and develop a competitive business based on efficiency and sustainability.



Compression Station Team

We firmly believe that **natural gas is fundamental to a fair, sustainable, and competitive energy transition.** We recognize the commitment this entails, both in terms of investment and high sustainability standards. In this context, our corporate strategy, supported by the principles of Grupo Energía Bogotá, is based on six pillars and commitments that define our identity as an organization.



In 2023, we made significant progress in implementing this corporate strategy, continuing with our TGI 2.0 roadmap. Understanding the impacts, opportunities, and risks of the environment in which we operate is an essential aspect of our development.

Manizales District Collaborators



TGI Collaborator

In collaboration with the Regional Center for Energy Studies (CREE), we developed the **Natural Gas Roadmap**: a comprehensive analysis that identified the challenges and opportunities we face in the business, from constructing public policies that ensure

the development of a fair, sustainable, organized and competitive energetical transition.

This study concluded that natural gas is essential to support the decarbonization goals and development of renewable energies established by the country.

In TGI, we are aware that we face a future with increasing risks, but we also envision the opportunity to lead the definition of a future based on alternative energies.

The management of this strategy was reflected in solid financial results in 2023, with an EBITDA margin exceeding 80%, a net margin of over 32%, and high-impact positive results in environmental, social, and corporate governance areas.

However, it is pertinent to note that the company faces significant financial challenges due to the June 2023 transformation of investment remuneration from dollars to Colombian pesos, which resulted in decreased profitability recognized by the CREG in investing in Colombian pesos and, on the other hand,


due to the company's indebtedness in dollars, it was necessary to contract hedging to cover the exchange rate risk, which will imply higher financial expenses in the following 5 years.

Goals and indicators that measure our management


At TGI, our corporate strategy includes a map of strategic indicators (1st level), which allows us to visualize goals and outcome indicators against the strategy and which are aligned with the corporate component of the performance model, corresponding to 40% transversal to all employees.

For the year 2023, the following achievements stand out:

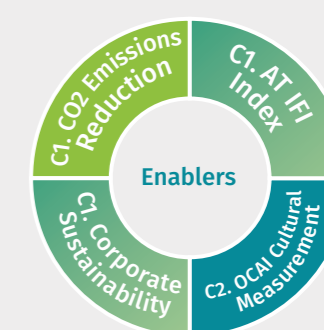
Achievements 2023



A1. Revenue Compliance:
2.005 million COP
A1. OPEX Compliance: 394 million COP
A2. Net Profit Compliance:
667 million COP




B1. Service Continuity: 99.97%
B1. Capex Execution Compliance: 67%
B3. New Innovation & Digital Impacts:
0.53%




C1. CO2 Emissions Reduction: -5.1%
Net Emissions Decrease: 14.1% with offsets
C1. AT IFI Index: 0.16
C1. Corporate Sustainability: TOP1 S&P Global
C2. OCAI Cultural Measurement: 22.78

Similarly, for 2024, we remain committed to challenging and impactful goals that will guide our performance as an organization.

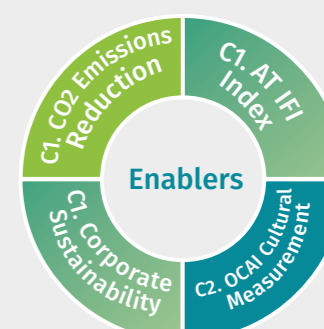
Goals for 2024



A1. Revenue Compliance:
COP 1,986.3 MM
A1. OPEX Compliance: COP 491.7 MM
A2. Net Income Compliance: COP 370.6 MM



B1. Service Continuity: >99.94%
B1. Capex Execution Compliance: >80%
B1. Regulatory Growth Conditions:
Achieve the incorporation of 1 Project in the New Natural Gas Supply Plan
B3. New Impacts Innovation & Digital:
>0.23% and scale up a pilot



C1. Decrease in net CO2 emissions: 16% + one project/initiative from the decarbonization pathway
C1. IFIAT Index: <0.25
C1. Corporate Sustainability: > 95% plan to close gaps in environmental and governance variables.
C2. Cultural measurement OCAI: > 95% plan gap closure in environmental and governance variables
C2. OCAI cultural measurement: > > 22.98 in adhocacy - (moving 0.5 points)

2023

In 2023, the management of teams is evidenced, which allowed achieving the following corporate achievements and results.

To ensure the sustainability of efficiencies and the integrity of the infrastructure.

- +98 efficiency initiatives in the pipeline. 94 implemented cumulatively by 2023.
- Recurrent impacts accumulated as of December 2023 amount to USD 19.7 million, and one-time impacts as of December 2023 amount to USD 5.9 million in what has been reported to date.

Strengthening the culture and leadership style for business transformation.

- We recognized 185 employees for achieving major milestones and 48 employees for initiating new initiatives and impactful closures.
- 359 employees are enrolled in the Coursera - GEB platform, strengthening their training plan. 1 employee received the Fabio Chaparro Scholarship for a Master's degree abroad.
- 58 leaders participated in the Executive Coaching program with the aim of improving their leadership skills.
- 100% of the management team participated in diagnostics, interventions, and working sessions with individual teams to build high-performance teams.
- 9 facilitators, 42 culture allies, and 214 command team members are participating in the +200 transformation program.
- 130 women graduated from the Women's Leadership School.

Protecting current business conditions

- Project to modify Resolution CREG 175 of 2021 through the issuance of project Resolution 702 009 of 2022, which includes the recognition of the Standard Useful Life through the methodology established by the CREG equivalent to an ROA when deciding to continue operating the asset and the recognition of the cost of managing exchange rate risk through the methodology established by the CREG.
- Implementing a financial strategy regarding the change from USD to 100% COP in the remuneration of the Gas Transportation service, ensuring adequate management against USD debt: repurchase of bonds for USD 46.5 million.



Renewable gases and distributed energy systems.

Gases renovables y sistemas energéticos distribuidos:

- USD 1 million in cooperation resources obtained for the development of initiatives and pilots in Biogas and Hydrogen topics.
- First distributed hydrogen pilot in vehicles: -12% fuel consumption, -40% CO₂, -10% NO_x, -14% particulate matter. Additionally, emission of pure O₂.

USD 11.3 million estimated EBITDA from the Innovation Portfolio in management with key strategic allies for its development.

To strengthen the culture and leadership style for business transformation

- 896 people connected and with gas service. With main advances in the municipalities of Zipaquirá and Puente Nacional.
- 18 interactive solar classrooms installed.
- 100% measurement of fugitive emissions in TGI's measurable infrastructure surface.
- Protected or restored habitats: 16.62 hectares

Develop demand and ensure connection to the National Natural Gas System (SNT) from New Sources

- USD 204.8 million Estimated revenue from the Business Portfolio managed with key strategic partners for its development.

Economic performance and financial growth compared to 2022:

- 17.6% Increase in revenue
- 26.3% Increase in operating profit
- 31.9% Increase in net profit

2024

Likewise, for the current year 2024, we remain committed to challenging and impactful goals:

Ensure the sustainability of efficiencies and the integrity of the infrastructure

- 22.8 USD MM impacts accumulated in 2024
- 10 New initiatives to be included and implemented in the portfolio
- Maintain operational costs benchmark (21.90 KUSD/Km)
- 90% Compliance with the inspection and intervention plan

Strengthen the culture and leadership style

- Leadership effectiveness favorability >81%
- Attraction of diverse talent: 6% of the population
- Proactive Occupational Health and Safety Performance
- Process Safety Management (IGSP)

Protect current business conditions

- Definitive modification Risk Mitigation Resolution CREG 175 in 2024
- Tariff File Publication in 2024
- Approval of Section Aggregation

EFFICIENCY

3

1

REGULATION

5

Change Management
and Capabilities

TRANSFORMATION

4

2

EXPANSION

Renewable gases and distributed energy systems:

- 8 Pilot projects or initiatives for digitalization and innovation implemented in 2024
- R&D expenses and investments (15% of revenues in 2024)
- 1% Potential impact on EBITDA from new R&D initiatives
- External Capital Obtained for R&D projects minimum of USD 250 MM

SUSTAINABILITY

6

Develop demand and ensure connection to the SNT from New Sources:

- 2 New midstream businesses finalized
- 20 MPCD Incremental Volume CNG/Industry-Thermal annually
- Renewal of gas transportation contracts from the year 2025 for USD 170 MM

Consolidate the Sustainability Route:

- 800 new beneficiaries in Rural Gasification.
- 30% of infrastructure with adaptation plans.
- 13 locations certified in energy efficiency.
- Implementation of the Circular Economy Strategy.

Our Sustainability Strategy

At TGI, we act and operate within the framework of sustainability. This means adopting corporate practices that allow us to identify and seize opportunities while efficiently managing the risks, dependencies, and impacts associated with environmental, social, economic, and governance issues throughout our value chain.

Our goal is to **generate positive impacts and promote the well-being of our diverse stakeholders while strengthening our organization's resilience, ensuring business continuity, and ensuring its ability to create long-term value.** We achieve this by innovating and adapting to market challenges, generating long-term benefits in the areas where we operate, ensuring operations excellence within the framework of the Sustainable Development Goals, and earning the trust of our stakeholders.



Manizales District Team



Miraflores Compression Station Team

Within the framework of our sustainability policy, we have identified four fundamental elements through which we strengthen our capacity to manage ESG factors:

01 Governance



At TGI, governance refers to the processes, controls, and procedures we implement to oversee and manage the risks, opportunities, dependencies, and impacts related to sustainability. This involves establishing clear organizational structures, roles, and defined responsibilities to ensure that decision-making related to sustainability is integrated at all levels of the company. Additionally, mechanisms for accountability and transparency are included to ensure that our actions are aligned with our values and sustainability goals.

02 Risk management



Risk management at TGI encompasses the processes used to identify, evaluate, prioritize, and monitor the risks, opportunities, and impacts of environmental, social, and corporate governance issues that could have financial, operational, reputational, legal, and business continuity implications. The objective is to develop strategies to mitigate and manage these risks. At the same time, we aim to identify opportunities to enhance our sustainable performance and identify market opportunities in sustainability.

03 Metrics and objectives



At TGI, we use specific metrics and objectives to measure our performance, aligned with the main ASG (environmental, social, and governance) management standards and frameworks. This includes quantitative and qualitative indicators that allow us to assess our progress toward sustainability goals and objectives. These metrics provide us with crucial information to manage risks, understand our environmental, social, and economic impact, and identify areas for improvement and sustainable growth.

04 Strategy



Our strategy, designed to maintain a sustainable, profitable, and resilient business over time, manages risks, seizes opportunities, manages dependencies, and addresses impacts at the economic, environmental, social, and governance levels across the entire value chain. This strategy serves as our roadmap for making effective decisions and implementing concrete actions to achieve business objectives in each strategic pillar and create long-term value.

Energy for prosperity

As part of Grupo Energía Bogotá (GEB), TGI adopts a sustainability strategy to ensure the sustainable continuity of our operations, projects, and activities, add value to shareholders, promote efficiency in the use of energy resources, address climate change, and improve social conditions.

By the end of 2022, we integrated this adoption into our own sustainability strategy,

“Energy for Prosperity,” which will continue to guide our sustainable direction in 2024. This internal strategy aligns with the business's pillars, objectives, and core values and addresses socio-environmental and corporate governance challenges.

In this sustainability strategy, we have defined three commitments that are cross-cutting throughout the corporate strategy:

01

Clean and efficient energy for climate change:

We are committed to protecting and preserving the planet through responsible and eco-efficient operations that reduce our environmental impacts.

02

Energy that transforms lives and generates development:

We are committed to generating prosperity, value, and well-being for our employees and clients and maximizing the positive impacts of the social projects we carry out with the communities in our areas of influence.

03

Energy that maintains high standards of transparency.

We are committed to acting with integrity in our operations and throughout our value chain, driving TGI's profitable and sustainable growth in an ethical, honest, responsible, and transparent manner.

To address these three commitments, in 2023, we charted a sustainability roadmap where we established 21 goals related to environmental, social, and corporate governance aspects.




Likewise, in 2024, we will continue to aim high, with robust ESG goals that will allow us to further consolidate our strategy.



Mariquita Compression Station Team



2023 Sustainability Roadmap

Component	2023 Sustainability Roadmap Achievements		2024 Sustainability Roadmap Goals	
 Environment	Climate Change	14% reduction in GHG emissions	Climate Change	8% reduction in GHG emissions
		100% of surface fugitive emissions inventory		Adaptation plans for 50% of the infrastructure
		Achieved 100% progress on the implementation of 6 key emissions reduction projects as planned.		15 sites certified in energy efficiency
		7 carbon neutrality certified locations		10 sites certified in carbon neutrality
 Social	Innovation and Circular Economy	12 facilities certified in energy efficiency	Innovation and Circular Economy	100% compliance with the action plan to enable the minimum biogas industrial plant
		4 initiatives implemented from the biogas and hydrogen route		Implementation of 2 circular economy projects
	Nature-based Solutions	17 strategic ecosystems hectares restored	Nature-based Solutions	Having a TGI Biodiversity 2.0 strategy
				Air quality
	Human Talent	22.8% increase in OCAI cultural measurement in the adhocacy component	Human Talent	Grow by 15% compared to the 2023 result in the gender and diversity category of the Par-Aequales measurement
		Average score above 4 in competency assessment		Increase by 0.2% to achieve 22.98 in adhocacy according to the results of the OCAI MY PEOPLE culture force
	Safety and Occupational Health	100% compliance with the process safety plan	Safety and Occupational Health	Accreditation before the Ministry of Labor in SST excellence
				Obtain recognition in Honoris from the Colombian Security Council
	Communities	896 individuals benefited from rural gasification projects.	Communities	Social gas:
		18 solar classrooms installed. 288 women trained and certified in leadership and entrepreneurship, with 30 businesses receiving support.		- 1000 beneficiaries with rural gasification projects - 1 gasification agreement signed through OXI Rural education: - 15 science and innovation clubs, benefiting 200 girls in interactive classrooms - 300 young people benefited from the guardians project
Human Rights	1 human rights-related risk included and approved by the Board of Directors in the Strategic Risk Matrix.	Human Rights	3 TGI impact areas with risk assessment and human rights impacts Achieve excellence ranges (equal to or greater than 8) in TGI service quality as measured by the National Consulting Center	
Clients	8.8 in the measurement of service quality	Clients		
Ethics, Transparency, and Anti-corruption	97% of employees trained and 100% of contractors sensitized on ethics and compliance topics	Ethics, Transparency, and Anti-corruption	Achieving optimal results in anti-corruption risk in the Business Transparency Measurement.	
	60% of gaps closed in ISO 37001 and 70% in Corporate Transparency Measurement		Closing 100% of ISO 37001 gaps.	
Risk Management	95% of employees trained in risk management culture 2 emerging risks identified and evaluated in the long term (3 to 5 years or more) along with their mitigation measures.	Risk Management	Incorporate at least 1 world-class practice in crisis management and business continuity.	
Supply Chain	3 suppliers trained and certified in initial steps in CSR (Corporate Social Responsibility). Implementation of the sustainable procurement manual in a contracting process.	Supply Chain	Signing of 10 contracts with local suppliers. Formulation of 1 ESG program aimed at the supply chain and local suppliers.	
Reputation	100% implementation of the relationship strategy	Reputation	Design 1 stakeholder engagement plan for each of the 6 stakeholder groups.interés	
	2 sustainability recognitions achieved: Good Sustainability Practices by the ACP and TOP 1% in S&P's CSA		Achieve 3 recognitions in Sustainability.	
 Governance		Cybersecurity	Anticipate 90% or more of IT and OT cyberattacks.	

An integrated strategy

dasdas



Through our corporate strategy, we strive to establish ourselves as a leading player in the gas transportation sector in Colombia. Simultaneously, through our sustainability strategy, we aim to mitigate the negative impacts of our operations and maximize positive effects on people and the planet to contribute to sustainable development and the well-being of the communities where we operate.

This integration between **the sustainability strategy and the corporate strategy is evident in TGI's consideration of sustainability as a cross-cutting pillar across all other business pillars.** This means that from the conception of its corporate goals, **ASG (Environmental, Social, and Governance) commitments accompany the entire company's efforts.**

This approach also materializes in TGI's Risk Management System, where we have incorporated ASG (Environmental, Social, and Governance) strategic risks into the overall business risk matrix, demonstrating a comprehensive approach to risk management and sustainability.

At TGI, we strive for harmony between sustainability and business strategies. To achieve this, we have developed a robust sustainability management model that ensures the sustainability strategy is deeply embedded in the business strategy. This alignment instills confidence in our stakeholders, as it reflects our long-term vision and commitment to sustainable practices by enabling sustainable practices in daily operations. This allows us to progress towards our objectives responsibly, with consideration for both people and the planet.



Finally, to oversee and manage risks, opportunities, dependencies, and impacts related to sustainability, ensuring integration with the corporate strategy, TGI has a formal governance framework consisting of the Sustainability Management, which reports to the Vice Presidency of Government Affairs and Sustainable Development and is responsible for leading the Sustainability Policy and coordinating ASG actions carried out by the different areas of TGI.

Similarly, there are the Corporate Governance, Sustainability, and Human Talent Committee of the Board of Directors and the Sustainability Committee of the Administration. From their respective levels, these committees are responsible for overseeing compliance with corporate governance measures and the sustainability approach.



ESG Leadership in the Sector

In TGI, we assume the role of leaders in our industry's sustainability agenda, becoming agents of positive change. Through our actions, we seek a more prosperous future for future generations while cultivating a reputation for responsibility and leadership consistent with our behavior. Leading the transformation towards more sustainable practices ensures our long-term viability, inspiring others to follow our example and creating a domino effect of progress towards a more equitable and sustainable world for all.



Mariquita Compression
Station Team

For the third consecutive year, we have received the highest distinction, ranking in the top 1% as the company with the best ESG performance in the Oil and Gas Transportation and Storage industry in the 2024 Sustainability Yearbook by S&P Global. This assessment comes from a credit rating agency that promotes comparisons, transparency, and corporate sustainability growth on a global level.

The results we have achieved are a testament to our unwavering commitment to sustainability. Our business practices are laser-focused on creating strategies for climate action and biodiversity, human capital development, and labor practices. This commitment is not just a part of our actions, but it is deeply embedded in the very fabric of our corporate culture.

We transform lives in the communities where we operate and maintain a solid commitment to human rights, diversity, transparency, and creating an environment where individuals' opinions are valued and respected. We work tirelessly to generate shared value, strengthen the trust of our stakeholders and investors, and remain leaders in implementing best practices.

This distinction reaffirms our leadership in sustainability globally, increasing our overall score by two points compared to the previous year and highlighting our social and environmental management.

This outstanding performance is reflected in the more than ten recognitions we have received in this period, demonstrating our commitment to sustainability and our stakeholders:

We are the only Colombian company with the top 1% distinction among companies with the best ESG (Environmental, Social, and Governance) performance worldwide. We are part of the Sustainability Yearbook 2024, and for the third consecutive year, we have maintained the first position in the Oil & Gas Storage & Transportation industry in the Corporate Sustainability Assessment (CSA) by S&P Global 2023.

S&P

We successfully certified 7 sites as Carbon Neutral with Icontec



We certified 12 sites with the ISO 50001 standard for Energy Management Systems.



We have successfully ratified the stable outlook BBB investment-grade rating by the Fitch rating agency.



We were recognized by the Colombian Association of Oil and Gas for our Human Rights Due Diligence Model.



We won the Women in Energy Awards in the Diversity and Inclusion category presented by the Society of Petroleum Engineers.



We obtained the Diversity, Equity, and Gender Management System Certification from Aequales.



We were part of the PAR Ranking (#1 in the energy sector, #11 in LATAM, #7 in Colombia).



We were among the top 10 finalists of the Portafolio Award in the Corporate Social Responsibility category.



We climbed positions in the MERCO Companies Ranking - Rank #135, moving up 66 positions compared to 2022 (199), and in the MERCO Companies Energy, Gas, and Water Sector, ranking #9.



To consolidate this leadership, we are part of associations and guilds aligned with the Sustainable Development Goals and the climate ambitions outlined in the Paris Agreement. Through these partnerships, we aim to provide relevant information to the country for decision-making regarding energy transition and the consolidation of a low-emission matrix.



(2-28) Associations Membership:

Participation in guild scenarios allows us to work towards the sector's sustainability and manage knowledge regarding best practices and technological developments in the industry that contribute positively to the environment.



ANDI:

The National Business Association of Colombia (ANDI) leads Colombia's positioning regarding regional competitiveness and the role of companies as generators of progress in the region. We are part of the Mining-Energy Environmental Committee and the Energy and Gas Forum.

Additionally, we are part of the ANDI More Guajira Forum, where specific spaces and needs are articulated with local and national institutions for specific issues in La Guajira.

In the Mining-Energy Environmental Committee, we take a proactive approach. Our aim is not just to generate discussions around the country's environmental policy guidelines but also to prepare companies for regulatory changes and identify common issues regarding environmental procedures. This approach ensures that we are always ahead, managing issues before they reach environmental authorities.



Colombian Energy and Gas Roundtable

Space where information exchange is fostered among the various actors in the natural gas distribution chain and industrial consumers. It allows us to identify the needs of the industrial sector, assess new business opportunities, and manage the requirements for industrial decarbonization with a unified voice.




Mesa Más Guajira

In this forum, companies operating in La Guajira converge on a territory that, due to its unique characteristics, requires differentiated management. In this forum, projects are developed for capacity building in the territory, mechanisms for approaching entities and communities, exchange of best practices in relationship management, identification of stakeholders, and mapping of the territory's context. At TGI, we are members of the forum's Board of Directors.



Mariquita Compression Station Team



ANDESCO:

In this guild, we participate in the Gas and Sustainability Chambers, as well as in the cross-sectional Legal and Legislative Affairs Chambers. It is a technical guild where regulatory initiatives are valued and proposed, and efforts are made to ensure the stability of the energy and gas sector and the sustainability of its principles. This guild is fundamental for the company's strategic relationship and regulatory management as it maintains continuous interaction with the regulatory body, where technical and regulatory issues are discussed on an ongoing basis. TGI presides over the Board of Directors of ANDESCO.



Hidrógeno Colombia - Hydrogen Colombia:

This guild brings together various stakeholders in the country's hydrogen chain and experts in the field to promote the development of hydrogen and its derivatives. In this guild, studies are conducted on regulatory, industry, and technical scenarios to facilitate the development of hydrogen and Colombia's potential as an exporting country.



Naturgas:

It is the guild where the agents of the natural gas sector in the country come together. Its purpose is to promote the development and use of natural gas as a key energy source for a fair energy transition and the improvement of people's quality of life, which aligns with our purpose of improving lives with sustainable and competitive energy. Our participation includes being part of the Board of Directors.



(2-29) Stakeholder Engagement

This leadership and our actions are relevant because they create value for society. At TGI, we aim to be the best possible version of a company for all our stakeholders.

We recognize stakeholders as individuals or groups of people who generate impacts on the organization or are affected by the company's decisions, activities, products, or services. They are acknowledged as actors directly or indirectly affected by the company's activities which may have specific interests and/or the ability to influence the company's outcomes positively or negatively.

The ones defined by our organization are:

- Employees
- Government entities and regulatory bodies
- Board of Directors
- Clients (senders)
- Communities and local stakeholders
- Contractors and suppliers
- Investors
- Financial institutions and credit rating agencies
- Shareholders
- Partners and strategic allies
- Guilds and associations
- End consumers
- Media and opinion leaders

In engaging with our stakeholders, it is essential to establish communication channels, provide clear and timely information to stakeholders, educate, provide feedback, and position ourselves, ensuring that the interests of each group are addressed. We guarantee this good relationship through a model that aims to:

To inform:

Document the stakeholders with objective and balanced information. Provide more and better information about who we are and what we do.

To educate:

Build knowledge and strengthen training processes, in both directions.

To give feedback:

Create spaces for dialogue that allow feedback on the Company's management and stakeholders' perspectives, with the perspective of creating opportunities for continuous improvement.

To position:

Position the Company based on institutional presence in key moments and scenarios.

We listen authentically and proactively, respond to their interests and expectations, and ensure that the information shared with each stakeholder is:

- Relevant
- Accurate and precise
- Reliable and truthful
- Presented in a timely manner
- Objective
- Balanced
- Transparent
- Comprehensive



Double Materiality Assessment

Advancing Towards a Sustainable Future

Aligned to improve lives, transform realities, and achieve collective prosperity for all, in 2023, TGI conducted a process to review and update its material issues.

This exercise followed the model of double materiality, which encompassed two perspectives: one from a financial standpoint "from the outside in," aimed at identifying new and future risks that Environmental, Social, and Corporate Governance (ESG) issues pose to the company's financial situation, development, performance, and position, which can influence its value and business continuity; and an impact perspective "from the inside out" that exhaustively evaluated the material, real, and potential impacts, both positive and negative, that TGI has on the environment and its stakeholders due to its operations.

This analysis is based on the scientific method, the international standard ISO 31000, the EFRAG methodology, SASB, and TCFD, as well as the Global Reporting Initiative (GRI) standards in their December 2021 version, specifically content 3-1, and aligns with the provisions of the new IFRS S1 and S2.

Likewise, as part of the Grupo de Energía de Bogotá, we aligned this exercise with the financial materiality requirements established by the Superintendencia Financiera de Colombia, according to Circulars 031 of 2021 and 012 of 2022.

As a result of this Double Materiality exercise, which has been approved by Senior Management and the highest governance body, we have defined the doubly material issues that will guide TGI's sustainability strategy and management in the coming years.

(3-1). Process for Determining Material Topics in Materiality Assessment

Preliminary issues

1



We conducted a comprehensive analysis of mega-trends in the environmental, social, and corporate governance domains affecting various lines of business. This analysis was based on the review of standards, rankings, ratings, consumption studies, emerging trends, peer assessments, environmental, social, and corporate governance issues of the Parent Company, as well as ASG coalition guidelines.

Impact Assessment

2



For each identified issue, we conducted a diagnosis of the current and potential positive and negative impacts on TGI, assigning them a rating based on the magnitude and probability of the impact according to the GRI 3-1 guidelines. Subsequently, we consulted internal and external stakeholders to understand their perception of the impacts, their magnitude, and probability.

Impact Assessment with Stakeholder Group

3



Based on the diagnosis results and stakeholder assessments, we averaged the scores for each issue and prioritized the impacts with high scores, thus determining the impact materiality for the organization.

Financial Impacts of ESG Issues at TGI

4



Simultaneously, we analyzed and assessed the ESG risks of the issues identified in the mega-trends analysis, with the participation of TGI's Senior Management and Board of Directors. Using the international standard ISO 31000, we designed a heat map of risks, prioritizing strategic risks and establishing financial materiality.

Double Materiality

5



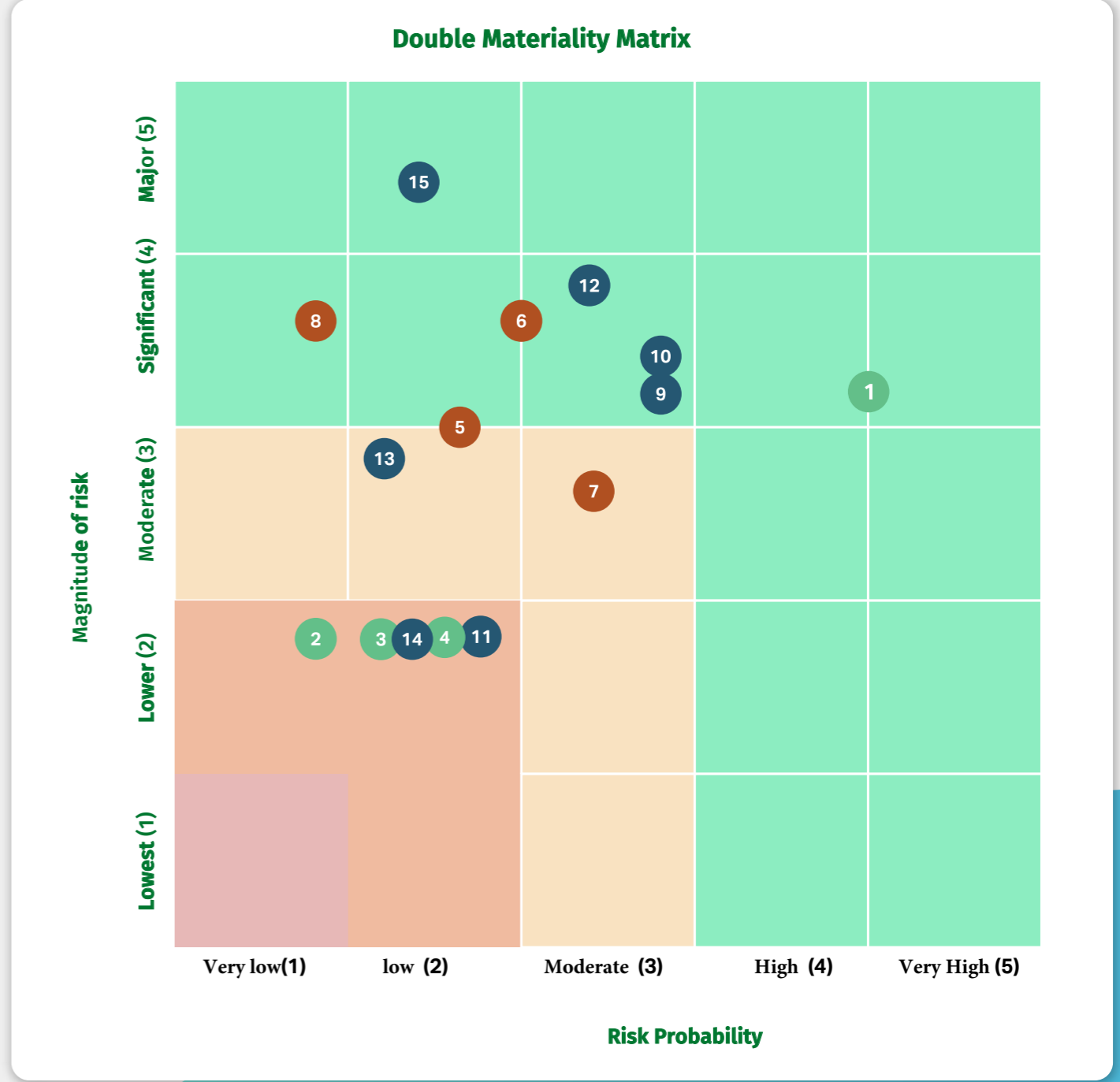
Regarding the definition of Double Materiality, we based it on the concept of the European Financial Reporting Advisory Group (EFRAG): a sustainability issue meets the double materiality criterion if it is significant from both the impact and financial perspectives, or both. As a result of this exercise, we prioritized 11 doubly material issues that will guide TGI's sustainability strategy and management in the coming years.

The prioritized issues in the double materiality were shared and approved by TGI's Management Committee and Board of Directors.

Double Materiality Assessment

Material Topic	Sub Topics	Materiality Level
01 Climate Action	Decarbonization and Energy Transition Climate Resilience Air Quality	Highly strategic
02 Satisfactory Customer Management	Memorable Customer Experience Quality Services	Material Impact
03 Community Engagement and Development		Highly strategic
04 Human Rights Protection.	Material Impact	
05 Talent Management	Atracción y retención del talento. Equilibrio de la vida personal, familiar y laboral. Igualdad, inclusión y diversidad laboral. Salud y seguridad en el trabajo.	Material Impact
06 Ethical Governance	Cumplimiento normativo y legal. Conducta empresarial ética.	Highly strategic
07 Strategic Relationship Management and Regulatory Governance		Material Impact
08 Innovation, Technological Development, and Cybersecurity.		Material Impact
09 Financial Sustainability.	Crecimiento rentable. Gestión de riesgos.	Highly strategic

10 Operational Excellence	Highly strategic
11 Responsible Management of Supply Chain	Impact material



Strategic Definition of Material Topics

Dimension	Topic	Definition
Environmental	Climate Action	Climate Action refers to the adoption of business practices aimed at reducing greenhouse gas emissions in the service portfolio and operations through transitioning to cleaner and more sustainable sources, and implementing measures to increase resilience to the impacts of climate change. This could include optimizing gas transportation operations to reduce carbon footprint, investing in renewable energy technologies, and improving air quality by reducing pollutant emissions, thus aligning with global efforts for environmental protection and meeting national and international climate goals.
	Satisfactory Customer Management	It focuses on providing a memorable customer experience. This is achieved through offering high-quality services while maintaining the best industry standards. By focusing on these pillars, TGI is committed to building lasting and trustworthy relationships with its customers, which is essential for the company's success and sustained reputation in the Colombian energy market.
	Talent Management	It consolidates the company's commitment to developing a work environment that promotes talent attraction and retention, offering a balance between work, personal, and family life. It focuses on creating policies that support equality, inclusion, and diversity, complemented by a strong emphasis on occupational health and safety. This approach highlights the importance of human capital in TGI and its essential role in maintaining operational excellence and competitiveness in the market.
Social	Community Engagement and Development	It encompasses the company's strategy to forge strong ties with communities through constant community dialogue, carefully selected social investment, and the promotion of local economic development. This approach seeks to create a lasting positive impact, facilitating collective progress and shared prosperity in the areas where the company operates, reflecting its commitment to social responsibility and sustainable development.
	Human Rights Protection	It refers to the company's responsibility to respect and promote fundamental rights throughout its value chain. This implies ensuring that both in its own operations and those of its partners and suppliers, ethical labor practices are maintained, equity is promoted, diversity is respected, and individual freedoms are protected. TGI is committed to integrating these principles into all areas of its activity, with the aim of supporting and developing a corporate culture that contributes to the well-being and progress of all stakeholders involved.

Governance	Ethical Governance	Operating within the current legal framework, maintaining high standards of integrity and transparency in all company activities. This approach promotes a corporate culture that prioritizes ethics in decision-making, resource management, and interactions with all stakeholders, ensuring trust and mutual respect essential for the sustainability of the business and its positive contribution to society.
	Strategic Management and Relationship Regulatory Governance	It corresponds to the proactive practice of the company collaborating with regulators and associations to contribute its expertise to the development of regulations governing the industry, ensuring fair and sustainable operations. This strategic approach allows TGI to promote a regulatory environment that supports the growth of gas demand and aligns business interests with the country's energy progress.
	Innovation, Technological Development, and Cybersecurity.	It refers to the adoption and continuous improvement of advanced technologies and innovative methods that enhance operational efficiency and sustainability. Additionally, it incorporates the implementation of robust cybersecurity measures, ensuring the protection of critical infrastructure and data against cyberattacks that could compromise both the operations and information security of the company and its clients.
	Financial Sustainability.	It refers to the management of the company to build and maintain a robust economic foundation that supports strategic and profitable expansion, ensuring viability and continuous success. This includes the proactive management of financial and non-financial risks, ensuring resilience and long-term prosperity for the company.
	Operational Excellence	It is defined as the implementation of practices and processes that maximize efficiency, service quality, and customer satisfaction while reducing operational costs and minimizing environmental and social impacts.
	Responsible Management of Supply Chain	It refers to the company's commitment to ensure that its suppliers and business partners operate with high ethical, environmental, and social standards. This concept involves the careful selection and evaluation of suppliers, the promotion of sustainable practices, and ensuring that operations throughout the supply chain comply with applicable laws and corporate responsibility principles.

These critical issues not only define our sustainability vision but also commit us to being agents of positive change in the environments where we operate. In the coming years, we will focus on addressing these challenges comprehensively, generating shared value, and contributing to the well-being of communities and the environment.

At TGI, we are driving sustainable transformation, and these doubly material issues are the solid foundation upon which we will build a more resilient, equitable, and prosperous future for all.

Strategic alignment of materiality

In TGI, we consider materiality analysis essential for grounding our corporate strategy in responsible business management. Each of our pillars, strategic objectives, KPIs, projects, and actions is intrinsically linked to the corresponding material issues. This comprehensive approach allows us to responsibly manage our business in all areas, identifying and addressing corporate impacts and risks associated with environmental, social, and governance (ESG) issues.

Alignment, metrics, and goals are established for material issues to create business value.



TGI Collaborator

Climate Strategy

The **climate strategy** emerges as a critical material issue for TGI. We address global climate challenges as both an opportunity and a commitment. We align with the country's goal of reducing 51% of our emissions by 2030 and achieving carbon neutrality by 2050. This commitment focuses not only on what we do but also on how we do it.

TGI's impacts on climate change are a central concern for our business management. Our gas transportation operations generate greenhouse gas emissions, contributing to climate change. Aware of this challenge, we have implemented proactive measures, such as the Decarbonization Route, to measure, monitor, and significantly reduce our emissions.

We have implemented six emission reduction projects that demonstrate the management we undertake to address and mitigate the risk and impact of this:

Portable compression system.

Portable Flare system.

Flare shutdown system at compression stations.

Solar panel system.

Scheduled maintenance program.

Tightening and adjustment plan.



Citygate Manizales Team



Rural Gasification Project

2023 Achievements

Reduction of 14% in our net greenhouse gas emissions, baseline 2021: 153,894 TCO₂e

Progress in the implementation of 6 emissions reduction projects in operational efficiency

100% surface fugitive emissions inventory

12 facilities certified in energy efficiency

7 sites certified in carbon neutrality

Long-term objectives: In order to achieve the ambitious goal of reducing greenhouse gas emissions by 51% by 2030 and achieving carbon neutrality by 2050, we have established annual targets in our decarbonization roadmap. These targets serve as measurable milestones and guides for our environmental management. They are in line with the emission reduction path that was initiated in 2023 in collaboration with the Grupo de Energía Bogotá for its subsidiaries.


Community Engagement

Community engagement emerges as a doubly material aspect for TGI. Beyond mere presence, at TGI we understand that our interaction in the territory must be proactive, as good neighbors, always seeking to generate long-term value and contribute to the sustainable development of communities in our area of influence. This commitment is based on our sustainability policy.

We are deeply aware of the impacts our operations can have on surrounding communities. We understand that we are an integral part of these environments and, therefore, we assume responsibility for assessing and proactively addressing any potential impact, both positive and negative.

Focus on Community Development: Our primary focus is on generating a positive and sustainable impact on community development. We do not see this simply as an obligation, but as an opportunity to contribute to the growth and well-being of communities in our areas of influence. This philosophy translates into concrete actions that go beyond mere compliance with regulatory requirements.

The strategy we have outlined aims to be allies in the development of the territory. This commitment is reflected in specific initiatives and projects that seek to address the specific needs of communities, ensuring that our presence has a positive and lasting impact implemented through 3 strategic lines and transformative projects that have diversity, inclusion, and equity as a cross-cutting axis:

- 
Progress Networks: Through this line, we support the improvement of social, road, and public service infrastructure in communities. The transformative project is Social Gas, which brings clean energy from natural gas to rural and remote communities in Colombia.
- 
Learning Networks: Through this line, we promote capacity building and the improvement of education in rural areas. The transformative project is Interactive Solar Classrooms.
- 
Competitiveness Networks: Promoting the economic development of communities and the financial autonomy of women through our transformative project on female leadership and entrepreneurship.

Our goals associated with Community Development are:

Long-term objectives:

15,000 beneficiaries of rural gasification projects by 2027.

Strengthen the leadership of 2,400 women and youth by 2025.

Increase the participation of women in community action boards by 10% by 2026.

Achieve that 22% of local skilled and unskilled labor is female by 2025.

Install, deliver, and provide training and follow-up for 42 interactive classrooms by 2024



2023 Achievements:

896 individuals benefited from rural gasification projects.

18 interactive classrooms installed and delivered.

288 women participated in training processes and 30 in entrepreneurship projects.



Hatonuevo HR Workshop

Innovation


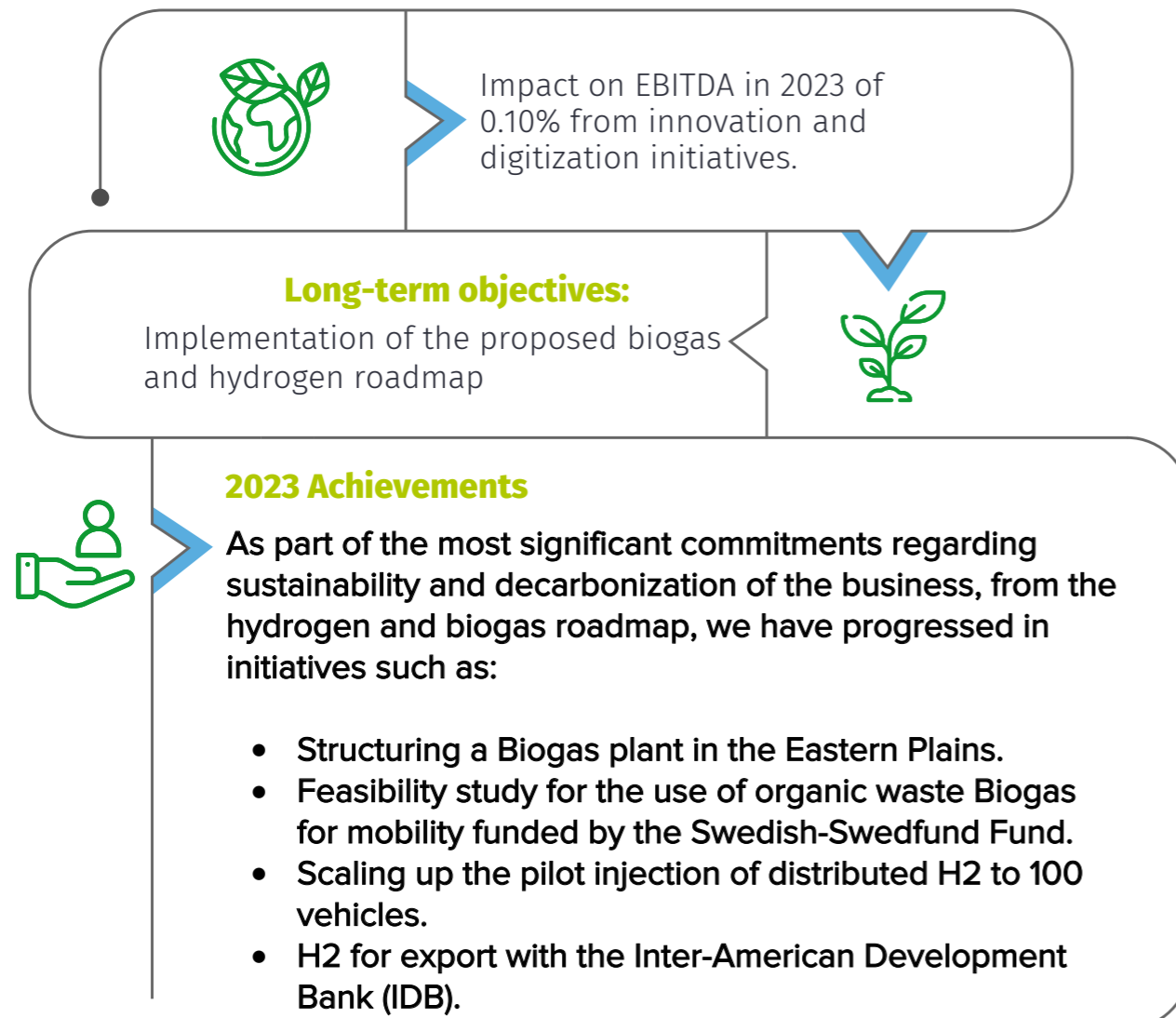
Innovation at TGI focuses on seeking disruptive solutions for the market that allow for the generation of new revenue while contributing to decarbonization and the promotion of clean energies. This initiative arises in response to the awareness that has emerged within the company regarding the global challenges

in climate-related matters. As part of our transformation process as a company, we focus innovation on addressing the challenges of climate change and the commitment to energy transition as a fundamental axis for the company.

To address this challenge in the business, we have proposed the **Biogas and Hydrogen Route**, which consists of:

- Biogas and biomethane production and utilization system
- Technology for reciprocating hybrid electric engines
- Distributed hydrogen pilot
- BECOR Project - Process Digitalization
- 2nd phase of the project for biogas and organic fertilizer production in rural areas

With clear goals and indicators, such as:



Manizales District Team

Impact Materiality According to External Stakeholder Assessment

Material Topic	Impact Type	Impact Description	Place where the impact occurs
Climate Strategy	Positive	Reducing our GHG emissions and working towards adapting and building resilience to climate change generates positive impacts on air quality and environmental protection in our operating areas. It promotes the decarbonization of the industry, fostering sustainable economic growth. Investing in cleaner technologies and sustainable production approaches can create economic opportunities and green jobs.	Society, industry, market, and the environment.
Community Engagement	Positive	Forging strong ties with communities through constant community dialogue establishes a foundation of mutual trust between the company and local communities, while also enabling the company to better understand the specific needs, concerns, and challenges of the local communities. This facilitates the early identification of issues and the implementation of solutions that effectively address concerns. But primarily, constant dialogue promotes the concept of shared value, allowing us to contribute to the sustainable development of communities, generating benefits for both the company and society at large through the promotion of education and institutional strengthening.	Communities in areas of influence.
Innovation	Positive	The adoption and continuous improvement of advanced technologies and innovative methods that enhance operational efficiency and sustainability drive industry development, creating new products that more efficiently meet growing customer needs while generating positive environmental impacts. The development of disruptive energy initiatives has the potential to completely transform how our customers consume energy and the subsequent environmental impact.	Industry, Customers, and Environment

Contribution to the Sustainable Development Goals

As signatories to the United Nations Global Compact and firmly committed to achieving the Sustainable Development Goals (SDGs) by 2030, we have adapted our strategies and core actions to align with the SDGs. Our dedication and contributions to achieving these goals are prominently reflected in the initiatives we implement through our social investment projects and environmental performance.

SDGs prioritized by material topic





Financial Performance and Governance:

Energy that maintains high standards of transparency

03.

In the dynamic landscape of the natural gas industry, our company has committed to sustainability in all aspects of its performance. This chapter details the fundamental pillars underpinning our operation, outlining our dedication to financial sustainability, technological innovation and cybersecurity, operational excellence, ethics and transparency, solid corporate governance, strategic relationships, regulatory management, risk management, and supply chain responsibility. The significance of these elements lies not only in their integral nature for the smooth functioning of the company but also in their direct impact on the consolidation of a responsible company committed to its environment, promoting the balance between economic, social, and environmental development.

Financial Performance and Governance

At TGI, we work to consolidate a governance model with a sustainability perspective that considers the processes, controls, and procedures our organization uses to make decisions and oversee and manage the risks, opportunities, dependencies, and impacts related to corporate sustainability.

In an increasingly interconnected and ever-evolving world, financial sustainability is a fundamental cornerstone supporting our operations, enabling responsible resource management, and ensuring the continuity of our activities.

Furthermore, technological innovation and cybersecurity not only enhance our operational efficiency but also safeguard the integrity of our operations against emerging digital challenges. Operational excellence represents a constant pursuit of continuous improvement, promoting efficiency and quality at every stage of our activities. Ethics and transparency serve as guiding beacons, establishing the moral standards that guide our decisions and actions and strengthening trust both internally and externally.

Robust corporate governance, strategic relationship management, and regulatory management are pillars that ensure our coherence and alignment with the values and regulations governing our sector. Finally, risk management and supply chain responsibility reaffirm our commitment to the safety and well-being of all parties involved in our operation, promoting responsible and sustainable practices at every link in our supply chain.

Together, these aspects define our company's compass, guiding us toward equitable, respectful, and sustainable growth in harmony with our environment and communities.



Financial Sustainability



(3-3) At TGI, our economic management aligns closely with a results-oriented approach, seeking efficiencies, rigorously controlling operating expenses (Opex), generating additional revenues, and managing risks. Additionally, we adhere to the principles of sustainability strategy, where ethics, transparency, teamwork, and long-term vision are fundamental in planning, building, and disseminating financial information.

Our goal in managing financial performance is to create value for the organization and its shareholders while also positively impacting society. This is achieved by maintaining and expanding service coverage, bringing energy and prosperity to communities lacking access to gas networks.

We changed our functional currency from USD to COP starting June 1, 2023. This decision involved implementing hedges to mitigate currency risks, resulting in a positive impact of COP 144 billion due to exchange rate fluctuations from the time of the change (June 1) until the hedges were established, attributed to the Colombian peso's revaluation. Furthermore, the bond repurchase offer reduced financial expenses, and the prepayment of intercompany debt decreased debt in pesos, which will help moderate the impact on financial costs from the hedge contracts. A hedging plan was established to manage exchange rate risk by executing a derivative by syndication of a cross-currency swap to cover the bond and the purchase of forwards to cover the intercompany credit. These actions aim to achieve efficient and stable financial management in a dynamic environment.



Main HQ Collaborator

2023 Key Milestones:

- Implementation of hedging (SWAP) for the 2028 Bond on capital and interest, and (FWD) on Inter-company credit.
- Buyback of bonds totaling USD 46.5 million.
- Prepayment of Inter-company debt by approximately USD 30 million.
- Payment of Inter-company credit in December 2023 through a commercial loan in pesos.

- Maintenance of investment-grade rating, reaffirmed by leading credit rating agencies, such as Fitch Ratings (September 13, 2023), with a stable outlook, and Moody's (April 28, 2023), which changed from stable to negative with a Baa3 rating.
- Value generation for our shareholders through dividend payments totaling USD 90.3 million for 2022.

The main risk we face in this matter is regulatory. As of the end of 2023, we are still in discussions with the regulatory body to understand and manage the impacts on our business of Resolution 702009 of the CREG, related to the recognition of hedges and the regulatory useful life of assets, which has the potential to generate significant financial impact. This dialogue seeks to reach an agreement for the parties on determining asset recognition, thus minimizing this negative impact.

Given that the CREG regulates our tariffs, which were previously denominated in dollars, as well as our financial and debt structure, Resolution 175 (which changed the charges from dollars to pesos) generated a currency risk. The measures implemented have improved the company's debt profile in response to this situation, as the intercompany credit was refinanced through contracting a new credit facility expiring in 2027 with two major Colombian banks.

Future Goals:

- Achieve revenue compliance of COP\$1,986.3 billion
- Achieve OPEX compliance of COP\$491.7 million
- Achieve a net profit of COP\$370.6 million



Main HQ Collaborator

Main Financial Figures:

Propio-9 Capital Structure								
Required Information	2020		2021		2022		2023	
	COP	USD	COP	USD	COP	USD	COP	USD
Assets	8.822.128.282.195	2.570.175.756	9.924.834.720.177	2.492.950.477	11.500.713.953.560	2.390.901.408	10.361.345.740.846	2.711.225.027
Liabilities	5.672.771.740.096	1.652.664.746	6.627.411.282.150	1.664.693.527	7.379.848.908.849	1.534.208.330	6.341.519.564.284	1.660.228.888
Equity	3.149.356.542.100	917.511.010	3.297.423.438.027	828.256.949	4.120.865.044.711	856.693.078	4.019.826.176.562	1.050.995.139
Exchange Rate	3432,5		3981,16		4.810,20		4.325,05	

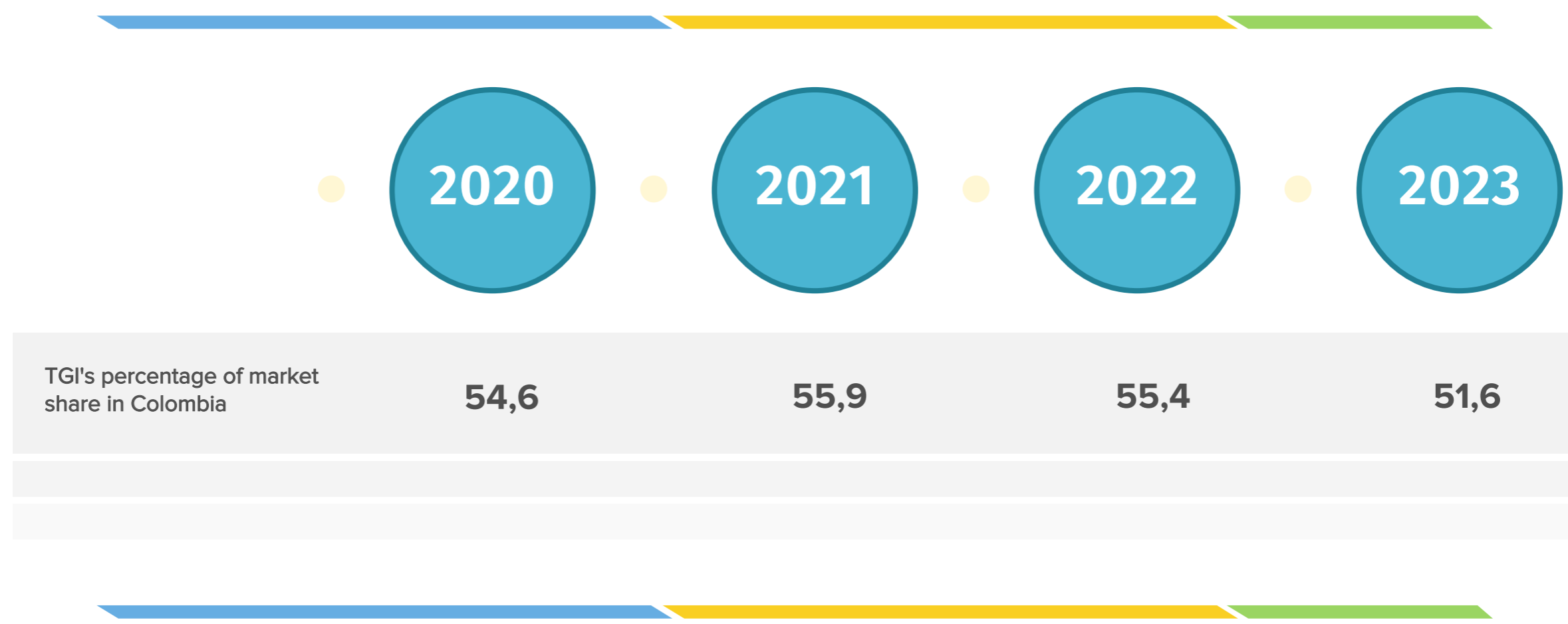
(201 1) Direct Economic Value Generated and Distributed	Currency	2020	2021	2022	2023
Economic Value Generated (EVG)	COP	1.709.312.021.650	1.475.848.850.303	1.799.984.472.433	2.107.066.458.120
Operating Revenues	COP	1.683.317.895.804	1.440.089.326.715	1.704.907.954.819	2.005.223.334.739
Financial Income (interest, dividends from shares, among others)	COP	14.206.421.375	15.208.525.248	94.733.707.404	68.109.548.272
Equity Method Income	COP	11.779.849.359	20.550.998.340	0	0
Other Non-Operating Income	COP	7.855.112	0	342.810.210	33.733.575.109
Distributed Economic Value	COP	1.248.810.753.089	1.211.034.706.894	1.140.908.494.929	1.345.773.395.072
Operating costs (properties rental, license fees, royalties, payments to contractors, among others).	COP	211.766.036.728	158.753.515.808	192.859.301.311	195.871.077.152
Salaries, social benefits, and other benefits (salaries, pension contributions, insurance, severance payments, other payments to the government on behalf of employees, among others).	COP	89.305.556.413	87.724.861.147	100.836.071.855	114.624.846.265
Dividends to shareholders (profit distribution project)	COP	371.692.971.833	489.412.298.313	317.723.999.737	421.456.093.168
Interest Payments	COP	258.107.004.694	251.217.119.201	291.152.452.658	427.178.814.576
Payments to the government, by country (taxes, fines, penalties, permits, among others)	COP	313.569.399.884	221.802.710.760	235.903.526.568	183.470.759.665
Community investments	COP	4.369.783.536	2.124.201.665	2.433.142.800	3.171.804.146
Retained economic value (EVG-EVD)	COP	460.501.268.561	264.814.143.409	659.075.977.504	761.293.063.048
EBITDA	COP	1.298.339.398.483	1.125.747.979.367	1.342.493.854.040	1.611.009.074.792
Net Utility	COP	568.684.114.333	375.861.109.400	482.221.948.457	667.614.472. 928



Key Financial Figures:

Thanks to our market development focus, we maintain leadership and growth in the Colombian market, working to offer our customers sustainable and competitive energy.

(Propio 10) Market share



Operational Excellence



(3-3) One of the cornerstones of our strategy is efficiency. For this reason, we are committed to maintaining service continuity and business sustainability at TGI. We focus on implementing operational efficiency initiatives to drive our competitiveness. We are constantly innovating and transforming our operational processes to ensure efficient continuity, generating value for our shareholders and providing reliable, quality service to our customers, thereby contributing to their prosperity through access to sustainable energy

Working to improve our levels of operational efficiency has significant impacts on multiple fronts.

First, by focusing on energy efficiency, we maximize resource usage and reduce energy consumption, contributing to cost optimization and lowering our carbon footprint, which is crucial in combating climate change. Additionally, implementing more efficient operational practices allows for a more sustainable use of natural resources, preserving the environment and minimizing adverse environmental impacts.

Specifically, in terms of the operation and maintenance of our pipelines and transportation infrastructure, operational efficiency enables us to enhance the safety and reliability of our operations, reducing the likelihood of leaks and optimizing gas transportation, which positively affects the quality of service provided to our customers and surrounding communities, ensuring their well-being and safety.

(Propio 11) Length of infrastructure and transportation capacity	2020	2021	2022	2023
Length in kilometers of infrastructure available for gas transportation.	4,028	4,033	4,033	4,033
Total gas transported through the available infrastructure (MMSCFD).	463,93	480,39	496,19	484,29

(SASB EM-MD -000.A) Metric tons transported per total kilometer.	2020	2021	2022	2023
Metric tons per kilometer of natural gas.	843,8	998,0	892,8	1212,1



Citygate Manizales

This commitment to efficiency challenges us to evolve constantly and requires us to integrate every activity throughout the operation. **We start from the core of our business (operations and maintenance), through procurement processes, expansion, capital expenditures, and up to innovation and digitalization.** This allows us to strengthen TGI for the future in a cohesive, efficient, and value-generating manner for shareholders and the country.

In 2023, we demonstrated the power of synergy by creating resource synergies among the zonal directions of operation and maintenance (Southwest, Central East, and North). This strategic move led to a consolidated execution of our operation and maintenance management's PDT, achieving an impressive 98.9% compliance. Our outstanding teamwork in addressing events and emergencies further underscored our common goal of ensuring the availability and operation of the gas transportation infrastructure.

Another significant achievement during this period is the significant progress shown by our interdisciplinary cross-training programs for our staff. This approach will allow us to pay more timely attention to operational novelties and greater support in preventive and corrective maintenance activities. Incorporating trained technical personnel who can participate in activities generated in gas compression stations and pipelines will contribute to ensuring compliance with the PDT indicator.

(PROPIO-13) Operational costs per kilometer of pipeline.	2021	2022	2023
Cost (thousands of USD) per kilometer of pipeline.	14,50	13,90	16,41
Cost (thousands of USD) per kilometer of pipeline.	15,20	14,10	16,9

(PROPIO-16) Maintenance Plan Execution (%)	2020	2021	2022	2023
Percentage of maintenance plan execution	98,4	98,3	98,1	98,9

(SASB IF-GU-540a.1) Number of reportable incidents in pipelines	2020	2021	2022	2023
Number of reportable incidents in pipelines	11	19	19	12

We are dedicated to ensuring the continuous availability of the service, striving to keep this indicator as close to 100% as possible. In 2023, we focused our efforts on modernizing the logic of the control systems for the Mariquita-Cali pipeline. During a thorough analysis, we identified that some logic no longer matched the systems, resulting in unnecessary shutdowns. The updates implemented ensured operational safety conditions, reducing shutdowns and increasing the availability of the infrastructure. As a direct result, we managed to improve service continuity significantly.

(PROPIO-14) Pipeline transportation system continuity (%)	2022	2023
Percentage of gas transportation system continuity	99,98	99,75

Gas transportation asset availability	2020	2021	2022	2023
Availability of gas transportation assets	100	100	99,93	99,76
Availability of compressor stations for gas transportation	98	97,8	96,4	96,1



(SASB IF-GU-000.B) Millions of British Thermal Units (MMBtu) of natural gas	2020	2021	2022	2023
Amount of natural gas supplied to commercial customers	13.010.225,00	13.523.589,00	21.104.550,00	13.028.890
Amount of natural gas supplied to industrial customers	81.279.296,00	102.385.423,00	93.868.975,00	134.015.649
Volume of natural gas supplied transferred to a third party	39.603.231,00	42.655.905,00	44.786.453,00	45.514.876
Total natural gas supplied (MMBtu)	133.892.752,00	158.564.917,00	159.759.978,00	192.559.415
Total natural gas supplied (tons)	3.398.645,07	4.024.906,99	3.600.859,13	4.888.535,54

(PROPIO-17) Number of operational contingencies	2020	2021	2022	2023
Number of operational contingencies	11	20	21	12

(PROPIO-19) Gas transportation loss index (%)	2020	2021	2022	2023
Contract suspension hours due to maintenance in the year	13,5	10,18	14	456

At TGI, we are firmly committed to achieving the country's decarbonization goals by 2050. That's why we are working on several fronts to decarbonize our operations and meet the targets in our decarbonization roadmap, as detailed in the chapters on climate resilience and decarbonization and energy transition.

(PROPIO-20) Leaks in gas transmission, distribution, and storage	2020	2021	2022	2023
Percentage of leaks in natural gas transportation (specify leaks due to combustion, fugitive emissions, venting, pneumatics).	0,7	1,9	1,01	1,38

Future goals:

- Maintain operational continuity above 99.93%
- Reduce fugitive emissions to 59,991.78 KPC (no baseline for 2023)
- Achieve 100% compliance with the cybersecurity implementation plan as established in 2023
- Implement Hydraulic Optimization
- Have new Compression units - IPATs

Goals 2024

- Daily validation of optimal operation point Carbon Neutral
- Compensation
- Shutdown of 50% flares
- Operational Controls: Pressure drops, venting validation, motor startup control
- Closure and Adjustment Plan 25% (Annual CO2 Tons)

Risk Management



(3-3) At TGI, we recognize the fundamental importance of comprehensive risk management, as this practice allows us to identify, assess, and mitigate potential threats that could impact our objectives and operations. **By adopting a comprehensive approach to risk management, we can anticipate and proactively respond to adverse events in financial, operational, legal, reputational, or compliance areas.** This strategy helps minimize potential losses while improving our strategic decision-making by providing a clearer and more complete view of the risks associated with our activities and projects. Furthermore, it fosters a culture within our organization that values caution, transparency, and adaptability. It enables us to address challenges swiftly and effectively and adapt to a constantly changing business environment to achieve our long-term goals.



Equipo Distrito Manizales



Connecting Colombia

This comprehensive approach enables us to manage business impacts in various areas.

Economic: In our company, effective risk management influences financial stability, avoiding significant economic losses. This ensures the continuity of our operations and the sustainability of the business. Our risk appetite allows us to assess how much risk we are willing to assume, retain, or take, aiming to maximize value for our stakeholders and achieve our objectives.

Environmental: Risk management is essential for minimizing environmental impacts from our perspective. Anticipating and mitigating potential incidents, such as natural disasters or pollution, helps reduce the likelihood of adverse events affecting communities and ecosystems. Biodiversity protection and environmental conservation are key to our risk management best practices.

Social: We value the safety and health of individuals, aligning with our corporate value of PRIORITIZING LIFE. Through risk management, we assess how the materialization of risks can impact the integrity of people in general.

Human Rights: Our appropriate risk management seeks to protect human rights by preventing accidents and disasters. This aims to avoid adverse impacts on communities, workers, suppliers, and contractors, thus safeguarding the fundamental rights of all individuals involved in our operations.



BogotaTeam

Risk Management Process

Our robust Risk Management Policy outlines our risk management approach in projects, strategic initiatives, processes, and other activities. This policy establishes general and specific commitments for risk management.

We have defined specific controls for each strategic risk to prevent or reduce negative impacts. Each risk analysis includes a set of controls designed to mitigate the causes or factors associated with the risk. Additionally, we have specific guidelines for managing actual and potential risks, such as the risk management policy and model and the business continuity management policy. To date, we have demonstrated satisfactory implementation of risk controls, although we will assess their strength at the end of 2023.

Regarding assessment, we regularly monitor control effectiveness in collaboration with process owners. Control is considered effective if it manages to prevent the realization of the risk or alerts early about its possible occurrence. Based on these evaluations, we reclassify the risks, considering whether the control affects the probability or impact of the risk.

We use the Risk Management Indicator (RMI) as a key indicator to measure our risk management process. This indicator weighs the effectiveness of risk management, response planning, and monitoring of response plans, providing a comprehensive view of our performance in this crucial area.

Our Risk Management Model encompasses the methodology for addressing risks through 7 stages:

a. Context Establishment::

Analyzing internal and external factors in which the company's activities are carried out and which positively or negatively influence the achievement of the organization's objectives. This involves analyzing global, sectoral, and emerging trends and identifying geopolitical, legal, regulatory, economic, technological, socio-cultural, and environmental risks, whether international, national, or regional, as appropriate for the analysis. At the internal level, the analysis includes the structure, organizational culture, compliance with plans and programs, information systems, processes, procedures, and human and/or economic resources available to the company.



b. Risk Identification

Identify the events that could positively or negatively affect the fulfillment or achievement of organizational objectives at the strategic, process, or project levels.



c. Risk Assessment

Estimate the probability of occurrence and the impact of their consequences before defining controls and after implementing them.



d. Control definition:

Define the controls or measures that maintain or modify a risk, such as actions, response plans, policies, procedures, among others, that support the assurance of risk treatment strategies.



e. Control implementation:

Evaluate the implemented controls considering their execution and effectiveness in design.



f. Monitoring and Review:

Ensure that actions are being carried out and evaluate their effectiveness in implementation.



g. Communication and Consultation

Ensure that risk management stakeholders, as well as their interested parties, participate in the identification and control of risks and are aware of the results thereof.



Padua Gas Compression Station Collaborator

In 2023, we trained 413 employees, corresponding to 95% of them in risk management. Our goal for 2024 is to achieve 100% training. This training strengthens our preparedness and adaptability to changes, ensuring that our team is equipped to handle challenges and contribute to the ongoing success of the business. It is essential to have personnel with the necessary skills to manage disruptive events and foster resilience, thus aligning with the organization's objectives.

We have identified 15 lessons learned with solid action plans, implementing various strategies immediately:

- 1 Establishing an external expert directory to analyze risks and solutions to events.
- 2 Review inventory management of critical equipment for emergencies.
- 3 Improve the emergency procurement procedure and necessary purchases to address them.
- 4 Ensure a communication strategy with stakeholders in crisis situations.
- 5 Determine if collaboration with other entities is required in communication.
- 6 Appoint spokespersons to handle messages with stakeholders.
- 7 Immediately contact potentially affected clients.
- 8 Plan more frequent drills to test the Business Continuity Plan.
- 9 Assign strategic, tactical, and operational teams for each crisis event.
- 10 Conduct a more in-depth risk analysis in the crisis evaluation stage.
- 11 Establish an agile process for travel and services required in crises.
- 12 Appoint substitutes for critical positions during crises.
- 13 Evaluate the need for technical and administrative teams to address the crisis.
- 14 Establish a succession line in the Presidency Committee for crisis situations.
- 15 Reinforce internal dissemination of Disaster Risk Management and Environmental Management Plans.

(Propio 24) Strategic Risks

The company has identified and defined 12 risk events, and below are some related mitigation measures. For a more detailed analysis, additional information is provided in the annexes.

Strategic Risks	Mitigation Measures
Regulatory and Normative Changes Impacting the Business	Propose working groups or spaces with the regulator, industry associations, and government to discuss changes and achieve proactive strategies for the benefit of the business.
Disruption of critical business functions	Implementing existing operational continuity protocols: Business Continuity Plan to address a disruptive event or crisis, risk management plan, process safety, among others.
Vulnerabilities to Cyber Attacks Compromising Information Security and Operational Cybersecurity	Execute periodic tests to assess and identify security gaps in information systems.
Market behavior changes regarding gas consumption and demand.	Evaluate infrastructure alternatives for the construction of regasification plants and implement strategies/initiatives to stimulate the required demand.
Mitigate economic impacts due to uncertainty in long-term supply.	Conduct an analysis of the development of supply sources to anticipate the decline in production in operated fields.
Economic impacts on the business due to internal conflicts in the country (social, armed, etc.)	Monitoring and closure of the early warning matrix for potential social incidents (prioritized) within the area of influence.
Failure to achieve the company's financial goals or the required return on capital	Identification of possible scenarios for the materialization of emerging risks, defining action guidelines.
Non-compliance with ethical and regulatory framework regarding compliance	Monitoring compliance with the Corporate Ethics, Anti-corruption, and Anti-bribery Policy.
Difficulties in adapting operational infrastructure due to climate change	Implementation of the Climate Change and Energy Efficiency Program and directing environmental objectives aligned with the implementation of green taxonomies and circular economy principles.
Operational technological obsolescence and availability of adequate resources	Implementation of the Decarbonization Roadmap at TGI.
Impact on project development due to impacts and non-compliance in environmental matters	Designing and executing environmental education and training programs for communities to enhance their understanding of the impacts and benefits of the projects developed.
Violation of Human Rights (HR) by TGI, employees, or contractors	Implementing, disseminating, and monitoring compliance with the Human Rights Policy.

During 2023, we faced the following materialized risks:

- On May 20, 2023, service was suspended in the Mariquita—Cali pipeline due to a natural phenomenon in Cerro Bravo, triggering the Crisis Committee. Measures were taken to restore the service, such as activating governance structures, communicating with relevant entities, and monitoring.
- Starting June 1, 2023, the introduction of Resolution CREG 175 materialized a regulatory risk, impacting finances due to changes in the remuneration of the gas transportation service.
- In September, we faced two suspension events in the Boyacá - Santander pipeline. However, our swift response, coupled with a thorough cause analysis, allowed us to mitigate the impact of these events.
- In November, there was an emergency in the Gas Pipeline—East-Central Loop—16" section—La Belleza Vasconia—Los Naranjos Village, La Belleza Municipality—Santander, and emergency protocols, repairs, and social management were activated to address the situation.



TGI Team



TGI Team

Early Warnings

Our risk management system allowed us to receive the following early warnings related to our strategic risks:



Emerging Risks

At TGI, we map events or unforeseen situations that may arise and significantly impact the organization. Such events, which we recognize as emerging risks, may manifest through sudden changes in technology, the market, regulation, political, social, or environmental environment. Below, we present the mapping of emerging risks, potential impacts, and implemented mitigation measures.

PESTEL Factor	Global or Industry Trend	Emerging Risk	Correlated Strategic Risk	Potential impacts	Opportunities	Mitigation Actions
Economic	Inflationary environment, fluctuations in the exchange rate, financial turbulence, political instability, national economic crises affecting liquidity problems, risk aversion, and difficulties in generating business for companies.	Financial performance difficulties due to exposure to Market Risk (Interest rate and exchange rate)	Failure to achieve the company's financial goals or the required return on capital	Volatility of income and costs, increased interest payments, loss of asset value, high cost of debt	Volatility of income and costs, increased interest payments, loss of asset value, high cost of debt	Analysis and monitoring of exchange rate exposure and definition and implementation of action plan and strategy in conjunction with GEB. Accounting coverage, Financial Coverage (Derivative Instruments)
Economic	Energy crisis, increased cost of natural gas, uncertainty about supply for producing companies, and exploration of new fields.	Natural Gas Shortage at the National Level	Changes in the national market behavior regarding gas consumption	Decrease in demand in specific price-sensitive markets (Industry and CNG). Rise in fuel gas prices for the business Reduction of contracted capacity.	Evaluate infrastructure alternatives for the construction of regasification plants.	Evaluate the connection of new fields and new demand not connected to the system Comparative analysis of substitute prices for business opportunities that apply
Legal	Changing governmental environment changes in energy legislation.	Uncertainty and changes in the regulator's operation	Regulatory and normative changes impacting the business	Delays in the development of all regulations for electric power services, fuel gas (new gas infrastructure businesses), and liquid fuels in the country	Ensure priority with the regulator on issues relevant to the provision of gas transportation service Educate and raise awareness about natural gas issues and their relevance in the energy transition Achieve the issuance of definitive resolutions with a positive impact on business sustainability	Monitoring the appointment of expert commissioners Communication strategy for relevant business topics
Technological	Massive use of technologies, process digitalization, sophisticated attacks by cybercriminals	Cyber Attacks	Vulnerabilities to cyber attacks compromising information security and operational cybersecurity	Disruption of operations, loss of information, reputational damage, legal sanctions	Promote digitization and efficient management of IT/OT processes while simultaneously strengthening practices to anticipate cyber attacks in IT/OT.	Define standards, processes, and procedures to ensure conditions for guaranteeing the confidentiality, integrity, and availability of information systems Train, educate, and raise awareness among employees and third parties regarding information security and cybersecurity Implementation of the OT security and cybersecurity model.

Future Goals:

- Train 100% of workers in risk management culture.
- Incorporate at least 1 world-class practice in crisis management and business continuity.

Corporate Governance



Properly managing corporate governance is crucial for TGI, as it establishes standards that ensure transparency and accountability in strategic decision-making. This protects the interests of shareholders and allows us to reduce risks and conflicts of interest, improve operational efficiency, and ensure long-term sustainability. Additionally, good corporate governance strengthens the company's credibility, attracts investments, complies with legal regulations, and promotes a solid reputation in the market.



(2-9) (2-11) (Propio-30)

The General Shareholders' Meeting leads our governance structure. We have a predominantly institutional ownership structure, with Grupo Energía Bogotá S.A ESP being our main shareholder with a 99.996% stake. Our highest authority is the Board of Directors, chaired by Jaime Alfonso Orjuela Vélez, who guides senior management in business strategy and operations. Furthermore, it appoints the president, oversees their performance, and ensures the implementation of financial control and management systems, always in accordance with legal and statutory regulations.



Main HQ Collaborators

The Board of Directors has four committees to support its work:



Audit and Risk Committee:

This committee reviews management's compliance with accounting standards, analyzes recommendations from the Statutory Auditor on financial statements, and supervises the internal control system and risk analysis. It met ten times during the year.




Corporate Governance, Sustainability, and Human Talent Committee:

Ensures compliance with corporate governance and sustainability measures, supervises talent management and the compensation system, aiming to implement best practices. This committee met four times during the year.



Finance and Investment Committee:

This committee monitors financial performance, analyzes business opportunities and investment decisions, provides recommendations to the Board of Directors, and supports financial decisions. It met six times during the year.



Operational Committee:

Plans, monitors, and analyzes operational matters such as energy regulation, commercial issues, project management, and infrastructure. This committee met 7 times during the year.

Members Board of Directors



Jaime Alfonso Orjuela Vélez
President of the Board of Directors

Full Member
Non-independent
Date of entry to the Board of Directors: March 26, 2021

Attendance Percentage 100%

Professional Profile: Higher Education

He holds a Bachelor's degree in Electrical Engineering from the University of La Salle in Bogotá, along with a Master's degree in Economics from the Federal University of Rio de Janeiro in Brazil, and a specialization in Public Opinion and Political Marketing from the Pontifical Javeriana University of Colombia.

Current Position
Director of Regulation at Grupo Energía Bogotá

Industry Experience
2011 - Present: Director of Regulation at Grupo Energía Bogotá
2017 - 2019: Acting President at TGI S.A. E.S.P.

2009 - 2011: Advisor to the Planning and Regulation Directorate at Gas Natural Fenosa

2006 - 2007: Transmission Group Coordinator at UPME Mining-Energy Planning Unit

Board Committees Membership

Audit and Risk Committee
Operational Committee
Corporate Governance, Sustainability, and Human Talent Committee

Other Boards of Directors Membership

He has been a board member in several companies of GEB, such as: Empresa de Energía de Cundinamarca, CONTUGAS (Peru), and TRECSA (Guatemala), and in Research and Development Centers in the energy sector such as the Research and Development Center of the Electric Sector ("CIDET").



Juan Ricardo Ortega López
Board Member

Full Member
Non-independent
Date of entry to the Board of Directors: July 13th, 2020

Attendance Percentage 100%

Professional Profile: Higher Education

Economist from the University of Los Andes, Master's in Economics, Finance, and Mathematics from Yale University, and a candidate for a Doctorate in Economic Development from the same university.

Current Position
President of Grupo Energía Bogotá

Industry Experience
2020 - Present: President of Grupo Energía Bogotá, a multinational corporation with operations in electricity generation, transmission, and distribution, as well as natural gas transportation and distribution in Colombia, Peru, Brazil, and Guatemala.

Board Committees Membership

Finance and Investment Committee

Other Boards of Directors Membership

He has been a board member of Enel Colombia S.A. ESP and Enlaza Grupo Energía Bogotá S.A.S. ESP.

Miembros Junta Directiva



Luisa Fernanda Lafaurie Rivera
Board Member

Full Member
Non-independent
Date of entry to the Board of Directors:
September 16th, 2022

Attendance Percentage **100%**

Professional Profile: Higher Education

She is an Economist from Javeriana University, with a Postgraduate degree in Finance from Los Andes University, and completed the Senior Management Course at the same university.

Current Position
Independent Advisor

Industry Experience

2016 - 2018: President of Cenit S.A.

2013 - 2016: President of Ocesa S.A.

2001 - 2002: Minister of Mines and Energy

1998 - 2000: Deputy Minister of Mines and Energy

She has worked as an Independent Advisor for various companies in Colombia and abroad, advising on Energy and Corporate Governance matters.

Board Committees Membership

Finance and Investment Committee

Operational Committee

Other Boards of Directors Membership

She has served on the Board of Directors of various entities, including Ocesa, Ecopetrol, Carbocol, Minercol, Ecogás, Carulla S.A, Isagen, CTEEP in Brazil, Almacenes Éxito, CONCONCRETO, Avianca, among others. She currently serves as an independent member of the Board of Directors of Financiera de Desarrollo Nacional S.A (FDN, Board President), Mercantil Colpatría S.A., and Massy Holdings LTDA (Trinidad and Tobago), as well as a member of the Superior Council of the University of Los Andes.



Héctor José Fajardo Olarte
Board Member

Full Member
Non-independent
Date of entry to the Board of Directors:
March 28th, 2017

Attendance Percentage **100%**

Professional Profile: Higher Education

He holds a Bachelor of Science in Chemical Engineering from the University of Tulsa in Oklahoma and has completed the Executive Management Program at the University of La Sabana - INALDE Business School in Bogotá.

Current Position
Advisor to the Investment and Business Committee of Ecopetrol S.A. Business Group.

Industry Experience

2007 - 2013: International Vice President of Commercial Development at Chevron Pipe Line Company
2005 - 2007: Vice President of Operations for the Western Region at Chevron Pipe Line Company
1999 - 2001: President at Texaco Guatemala Inc.

Board Committees Membership

Finance and Investment Committee

Other Boards of Directors Membership

He does not belong to other Boards of Directors.

Miembros Junta Directiva



Tatyana María Orozco De La Cruz
Board Member

Full Member
Independent
Date of entry to the Board of Directors:
March 26th, 2021

Attendance Percentage **93,7%**

Professional Profile: Higher Education

She is an Economist from the Universidad de Los Andes, with a specialization in Marketing from the Universidad del Norte, and an MSc in Development Management from the London School of Economics.

Current Position

Member of the Board of Directors of Mercantil, AXA Colpatría, and TGI S.A. ESP.

Industry Experience

2014 - 2016: Delegate of the DPN before the CREG

2013 - 2014: Member of the Board of Directors of Ecopetrol

Board Committees Membership

Corporate Governance, Sustainability, and Human Talent Committee

Audit and Risk Committee

Other Boards of Directors Membership

She has served on the Board of Directors of entities such as Edubar, Caribbean Colombian Observatory, Caribbean Technological Park, and Telecommunications Free Trade Zone. She currently serves on the Board of Directors of Mercantil and AXA Colpatría.



José Fernando Montoya Carrillo
Board Member

Full Member
Independent
Date of entry to the Board of Directors:
March 28th, 2017

Attendance Percentage **100%**

Professional Profile: Higher Education

He is a Chemical Engineer from the Universidad Nacional de Colombia, with studies in International Institutions covering Finance, Operations, Leadership, Strategic Planning, Marketing, Crisis Management, Corporate Restructuring, Corporate Governance, and Corporate Social Responsibility.

Current Position

He is a Founding Partner and External Director of the Leadership and Management Center. Additionally, he is the Legal Representative and Founding Partner of the real estate companies Doblefer S.A. and Serifer S.A.

Industry Experience

He has 19 years of experience in Derivative Products Marketing with SHELL and 14 years in Oil and Gas Exploration and Production with HOCOL.

Board Committees Membership

Finance and Investment Committee

Audit and Risk Committee

Other Boards of Directors Membership

He has been a member of various Boards of Directors such as: HOCOL S.A., La Cortez Energy, Galán School Corporation for Democracy, Colombian British Chamber of Commerce.

Miembros Junta Directiva



Ángela María Orozco Gómez
Board Member

Full Member
Independent
Date of entry to the Board of Directors:
September 16th, 2022

Attendance Percentage **93,7%**

Professional Profile: Higher Education

She holds a degree in Law and Socioeconomic Sciences Universidad Javeriana in Bogotá, with a Master's in Comparative Jurisprudence from the University of Texas - United States, and a specialization in Economic Law from Universidad Externado de Colombia. She has completed the Presidents Program at the Universidad de Los Andes and the Transformational Leadership Program at the Leadership and Management Center. Additionally, she is a World Yale Fellow at Yale University in New Haven, CT, United States.

Current Position

Independent Strategic Advisor

Industry Experience

2017 - 2018: Member of the Board of Directors of Invercolsa-Inversiones de Gases de Colombia S.A.

2007 - 2013: Member of the Board of Directors of Celsia Colombia S.A. ESP

Board Committees Membership

Corporate Governance, Sustainability, and Human Talent Committee

Operational Committee

Other Boards of Directors Membership

She has served on various Advisory Councils and Boards of Directors, such as: External Advisory Council of the Mercantil Colpatría Group, Celsia, Santafé de Bogotá Foundation, Human Fabric Foundation, Mario Santodomingo Foundation Council, Juan Felipe Gómez Escobar Foundation, and Invercolsa-Inversiones de Gases de Colombia S.A.



Alvaro Villasante Losada

Alternate
Non-independent
Date of entry to the Board of Directors:
March, 20th 2018

Professional Profile: Higher Education

He holds a Bachelor's degree in Business Administration and Management, with a Diploma in Strategic Management of Tourism Companies from the Instituto de Empresa (IE) University, a Master's in Strategic Human Resources Management from the Universidad de Salamanca, and an international Master's in International Trade from (ESIC) Business and Marketing School.

Current Position

He is currently affiliated with Grupo Energía Bogotá as Vice President of Business Management and Innovation. Additionally, he occasionally contributes as a columnist to prominent regional media outlets.

Industry Experience

2021 - Present: Vice President of Business Management and Innovation

2018 - 2021: Vice President of Power Generation at Grupo Energía Bogotá

2017 - 2018: Business Development Manager for Central America and the Caribbean at Acciona Energía in Mexico

2015 - 2017: Business Development Senior at Grupo ECOS in Panama

Board Committees Membership

He has been a board member of prominent companies in the sector in Brazil, Colombia, and Peru. Currently, he is a board member at Cálidda, World Energy Council Colombia, Electro Dunas SAA, ConectaGt, and Enlaza.

Attendance Percentage **100%**

Miembros Junta Directiva



Diana Marcela Orrego Vega

**Alternate
Non-independent**
Date of entry to the Board of Directors:
March 26th, 2021

Professional Profile: Higher Education

She is a Business Administrator from the Universidad Central de Colombia.

Current Position

She is currently an Advisor at Grupo Energía Bogotá, where, in addition to regulatory analysis of the electricity sector in Colombia and Peru and coordination with the gas sector, since 2021 she has been coordinating various projects related to the Bogotá Smart strategy of the business group..

Industry Experience

2019 - Present: Advisor 2 at Grupo Energía Bogotá

2017 - 2019: Advisor 1 at Grupo Energía Bogotá

Other Boards of Directors Membership

She does not belong to other Boards of Directors.

Attendance Percentage **100%**




Paula Torres Holguín

**Alternate
Non-independent**
Date of entry to the Board of Directors:
September 16th, 2022

Professional Profile: Higher Education

She is a lawyer from the Universidad de Los Andes and holds a Master's degree in Law from the same university. She completed a Master of Laws at Columbia University in New York.

Current Position

She currently serves as Executive Advisor to the Presidency at GEB in Colombia, Guatemala, Peru, and Brazil, providing legal, sustainability, and coordination advice on strategic issues for the Presidency.

Industry Experience

2020 - Present: Executive Advisor to the Presidency at Grupo Energía Bogotá

Other Boards of Directors Membership

She does not belong to other Boards of Directors.

Attendance Percentage **100%**



(2-12) In summary, the Board of Directors approves, supervises, and controls the corporate strategy, including social, economic, and environmental aspects. It makes corporate decisions in the interest of the company and its stakeholders and reports to the General Shareholders' Meeting on the economic, financial, corporate governance, and sustainability situation. Additionally, it ensures compliance with the law, statutes, and guidelines established by the General Shareholders' Meeting. Board and committee meetings are recorded in minutes detailing deliberations and information sources for decisions made. The Board meets monthly to monitor company processes, and its chair ensures the execution of agreements and decisions made by the Board. It also approves and oversees the company's strategic and business plans and guidelines for their implementation.



(2-13) The Board delegates administrative and operational functions necessary for implementing the strategy to the president's Senior Management. This level is complemented by seven (7) vice presidents who contribute to implementing the corporate strategy. **(2-16)** The Presidency Committee, comprised of senior management, meets weekly to discuss and present matters related to the organization's impacts on the economy, environment, society, and other relevant operational and commercial aspects to the president. After these meetings, reports are prepared and recorded in individual minutes for each committee. The necessary information is also prepared for presentation to the Board of Directors and its advisory committees. In 2023, the Board of Directors discussed around fourteen (14) relevant topics, raising critical concerns, among others, of a regulatory, financial, environmental, social, commercial, political, and labor nature.

(2-10) Appointment and selection of the governing body:

Our commitment to diversity is enshrined in our bylaws, which stipulate that the Board of Directors will consist of seven (7) principal members and three (3) alternate numerical members. This composition includes at least two (2) independents and a minimum of three (3) women, ensuring gender diversity. These members are elected and removed by the General Shareholders' Meeting, with proportional representation of share ownership guaranteed. This commitment to diversity is not just a box to tick but a fundamental part of our governance structure.



The Corporate Governance, Sustainability, and Human Talent Committee of the Board of Directors verify the qualifications and requirements of the candidates before their election, as established by our General Shareholders' Meeting Regulations. Likewise, members of the Board Committees are appointed by the Board itself and serve for the same period as their membership on the Board of Directors, being removable at any time.

Criteria such as their experience in finance, law, or areas related to the company's operations are considered when selecting board members. Their profile, recognition, leadership, integrity, and gender and diversity criteria are valued to achieve a more inclusive Board. Shareholders may subject candidates to qualification verification by the Corporate Governance, Sustainability, and Human Talent Committee, which will inform the Shareholders' Meeting of their suitability before the election. If this is not done, it will be the responsibility of the proposing shareholder to conduct the analysis and present it before the vote at the Shareholders' Meeting.



Main HQ Collaborators

(405-1) Diversity on the Board of Directors	2023
Under 30 years old	0
Between 31 and 40 years old	2
Between 41 and 50 years old	5
Over 61 years old	3



Sustainability Week

(2-15) Managing Conflict of Interest

When a conflict of interest exists or is suspected, the involved person must refrain from any intervention or action related to such conflict. In case of doubts about the existence of such conflict, a consultation can be made through the Ethics Channel for analysis.

The Compliance Department will bring the situation to the Audit and Risk Committee of the Board of Directors for evaluation and recommendations on actions to manage the conflict. If the existence of the conflict is determined, the involved person will abstain from participating in the decisions and withdraw from the session.

Ethics and Compliance Committee members must inform the Audit and Risk Committee of

the Board of Directors through the Compliance Department about any potential conflict. The Audit and Risk Committee will take the necessary measures to manage the conflict, recommending the corresponding actions to the administrative hierarchical superior. Other employees who are not managers and face a potential conflict of interest must follow the procedure established in the Code of Ethics and Conduct.

Training and Development of the Governing Body

(2-17) In 2023, various actions were implemented to strengthen the collective knowledge of the Board of Directors. Members were provided with necessary information about the company and the sector, including the responsibilities and functions of the position. Additionally, training sessions and strategic discussions focused on critical aspects such as sector trends, energy transition, competitiveness, economic, environmental, and social issues, innovation, and sustainable development were conducted, with the assistance of external advisors to provide expert support.



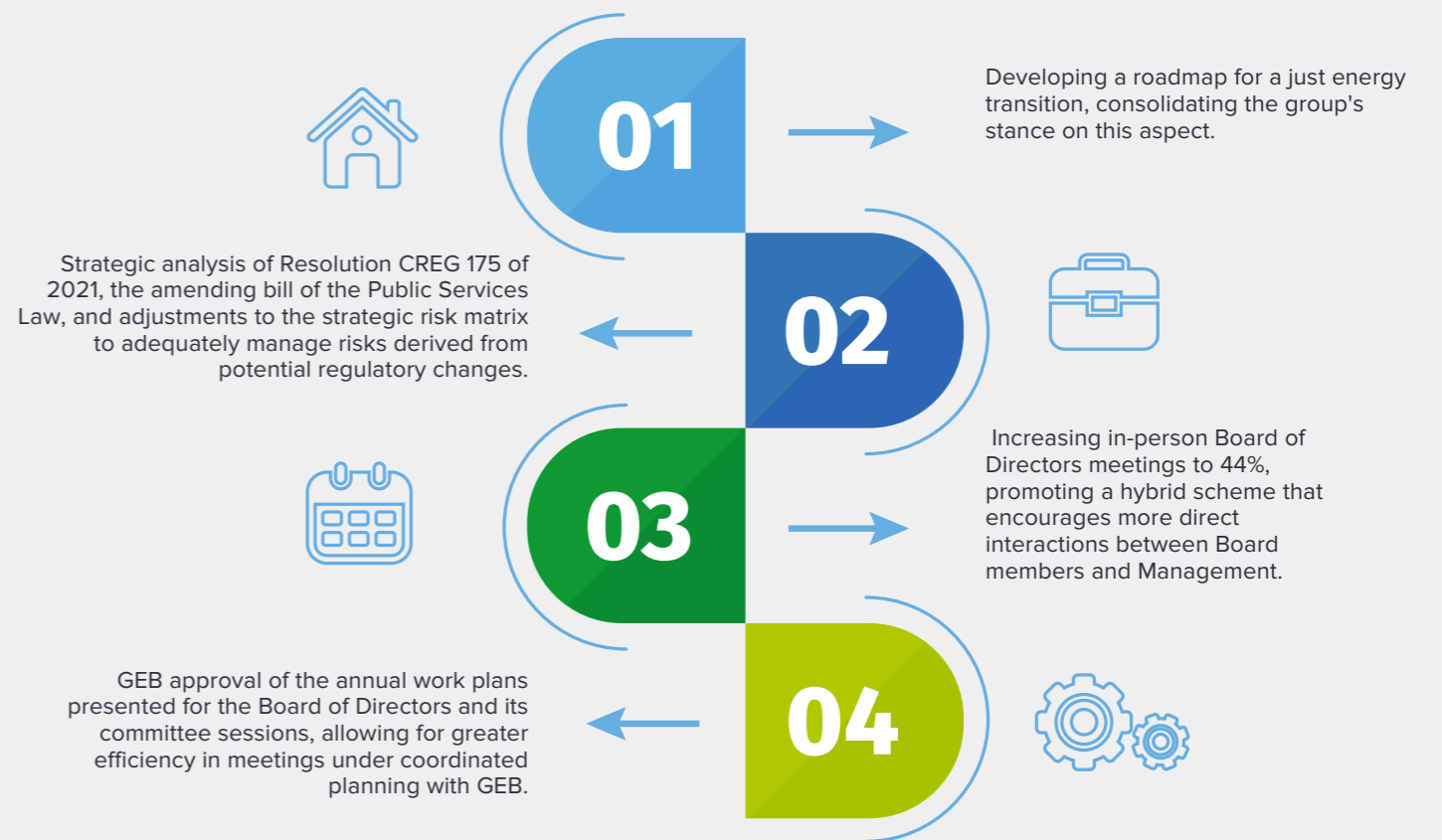
Main HQ Collaborators



Main HQ Collaborators

(2-18) In addition to these training activities, the Board of Directors annually evaluates its performance as a collegial body. This evaluation process includes internal self-assessments, peer evaluations, and senior management evaluations. Committees and individual members are also evaluated with the support of an external or independent advisor. This evaluation is considered an opportunity to foster a culture of continuous improvement, driving positive changes in decision-making processes.

In response to the results of the previous year's self-assessment, in 2023, our Board of Directors undertook several actions to address identified areas for improvement, including:



Ethical Governance



Manizales District Team

(3-3) Our approach to ethics and transparency is fundamental to supporting our corporate strategy. Solid ethical governance management builds trust and credibility in our company and positively impacts various key groups, such as shareholders, employees, directors, suppliers, communities, and customers. Within our strategy, compliance with laws and regulations in promoting and protecting human rights is a fundamental component. Additionally, our Sustainability Policy leads us to have sustainable business management, seeking to carry out our activities within the frameworks of legality, transparency, and integrity based on trust and mutual benefit relationships.

Such management in Ethics and Compliance has brought positive results for our company, which has been recognized by entities such as the District Oversight Committee.



Pradera Community



Padua Gas Compression Station Collaborator

To manage this approach, we have an Ethics and Compliance Program that allows us to manage compliance risks such as fraud, corruption, bribery, money laundering, terrorism financing, proliferation of weapons of mass destruction, improper management of personal data, and conflicts of interest.

(2-24) The program has three main lines and a series of processes, procedures, codes, and documents associated with it through which we incorporate our commitments to company conduct:

<p>01</p> <p>Corporate Transparency and Ethics Program</p> <ul style="list-style-type: none"> Codes of Ethics and Conduct Codes of Ethics and Conduct for Suppliers and Contractors Policy and Manual of Corporate Ethics, Anticorruption, and Anti-bribery Guideline and Procedure for Gifts and Entertainments Anticorruption Plan and Citizen Attention Compliance Risk Matrix Policy for Conflict of Interest Management Whistleblower Protection Guide 	<p>02</p> <p>Prevention and Control System for Money Laundering, Terrorism Financing, and Financing for the Proliferation of Weapons of Mass Destruction</p> <ul style="list-style-type: none"> Prevention Manual AML/CFT/WMD Due Diligence Verification on Watchlists Knowledge of Ultimate Beneficiaries Politically Exposed Person Due Diligence Identification of Unusual Operations HIE Suspicious Transaction Reporting 	<p>03</p> <p>Personal Data Protection Program</p> <ul style="list-style-type: none"> Policy and manual for Personal Data Protection Procedures for incident management, handling inquiries and complaints, assessment of Personal Data Impact, national registry of personal data. Authorizations and PDP formats
---	--	--

(2-23) In TGI, we have a Human Rights Policy that covers the following topics:

- 01** Decent and safe working conditions
- 02** Supply chain
- 03** Human rights management

We recognize that the validity of Human Rights is a condition for the sustainable development of the territories we share. We are convinced that only an environment of rights allows the sustainability of companies and their commercial relationships.

Our commitment to respect Human Rights is based on the ethical conviction of the Company, the Colombian Political Constitution, and international behavior, mainly in the Universal Declaration of Human Rights, the fundamental conventions of the International Labour Organization - ILO, as well as our action, is guided by the United Nations Guiding

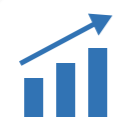
Principles on Business and Human Rights, the United Nations Global Compact to which we have adhered, and the OECD Guidelines on Due Diligence in Human Rights for Responsible Business Conduct.

(2-25) Additionally, we have methods to detect and remedy possible negative impacts on our relationships with different stakeholders. To achieve this, we carry out the following:

We conduct due diligence to understand all parties we have or want to establish relationships with.



We verify and investigate reports received through our ethical channel, situations identified in internal and external audits, and requests from management. This is done with the purpose of taking appropriate measures according to the results of the investigation, which may include:



Recommendations to improve processes,
Request for disciplinary investigations,
Legal actions, if applicable, and
Suspicious Transaction Report to the Financial
Analysis Investigation Unit



We conduct monitoring to identify possible warning signs related to money laundering, terrorism financing, proliferation of weapons of mass destruction, fraud, bribery, and/or corruption.



Gualanday District Collaborator

(2-25) The procedures indicate that we must carry out the corresponding investigation in situations that may result in negative impacts. Depending on the identified risk, we can take various measures, including:



To request the Legal Processes Department to assess the feasibility of initiating legal proceedings.

Manizales District Team



To ask the Communications Department to consider issuing a statement to clarify TGI's situation, in the interest of corporate transparency..



To suggest possible modifications to the Code of Ethics and Conduct or other documents in the Ethics and Compliance Program to strengthen aspects related to the identified issue.



To file Suspicious Transaction Reports with the Financial Analysis Investigation Unit.



To refer to the Vice Presidency of Human Talent and Administrative Management to initiate disciplinary proceedings against employees, in accordance with the Internal Work Regulations.



To reinforce training or reintroducing the identified topic.



To recommend to the responsible area to implement relevant improvement actions.



To suggest continuous monitoring to prevent the materialization of the risk.

(2-26) To receive reports, ethical concerns, or events contrary to our policies, at TGI, we have an Ethics Channel managed by an independent and objective third party. Through this channel, any employee, client, contractor, or interested third party can make a report that will be investigated according to our procedures.

(Propio 32) Events reported in the ethics channel



Ethical dilemmas	3
Reports	18
Total	21



Ethical dilemma consultation

Closed	3
In Progress	0

REPORTS

Type	Quantity	In Progress	Closed	Closed not applicable	Closed applicable	Measures take for applicable report
Misuse and/or inappropriate use of organization assets	5	3	2	1	1	Suspension of Employment Contract
Non-compliance with contractual procedures	1	0	1	0	1	Termination with Just Cause and Suspension of Employment Contract
Others not categorized	6	0	6	4	2	Administrative measures taken by contractors and controller
Possible conflict of interest	3	1	2	1	1	Process improvement recommendations
Employment Situation	3	1	2	2	0	

Our Ethical and Transparent Management

During the year 2023, in terms of prevention:

- 

1. We adopted the Corporate Ethics Anti-Corruption and Anti-Bribery Manual, assigning responsibilities and imposing duties on our employees, managers, and shareholders in their relationship with all stakeholders.
- 

2. We updated the Manual for Prevention and Control of Money Laundering, Terrorism Financing, and Financing of the Proliferation of Weapons of Mass Destruction (ML/TF/WMD) at TGI. This drives coordinated actions to identify, prevent, detect, and manage ML/TF/WMD risks, prohibiting associated behaviors and promoting the commitment of all involved.
- 

3. We adopted the Procedure for the Identification of Politically Exposed Persons.
- 

4. We updated the ethical reporting management procedure.
- 

5. We adopted the Whistleblower Protection Guide.
- 

6. We adopted the Procedure for Monitoring Ethics and Compliance Program Mechanisms.
- 

7. We updated the Internal Policies and Procedures Manual for Personal Data Protection.
- 

8. We adopted procedures for Impact Assessment of Personal Data Protection and National Database Registration.
- 

9. We began executing the diagnosis of the Ethics and Compliance Program regarding the ISO37001 "anti-bribery management" standard, seeking to identify improvement opportunities, develop action plans, and thus prepare the organization to obtain certification in said standard.

(205-2) Regarding socialization and training:

:

- 

We shared the Ethics and Compliance program with clients, suppliers, and managers through an interactive video.
- 

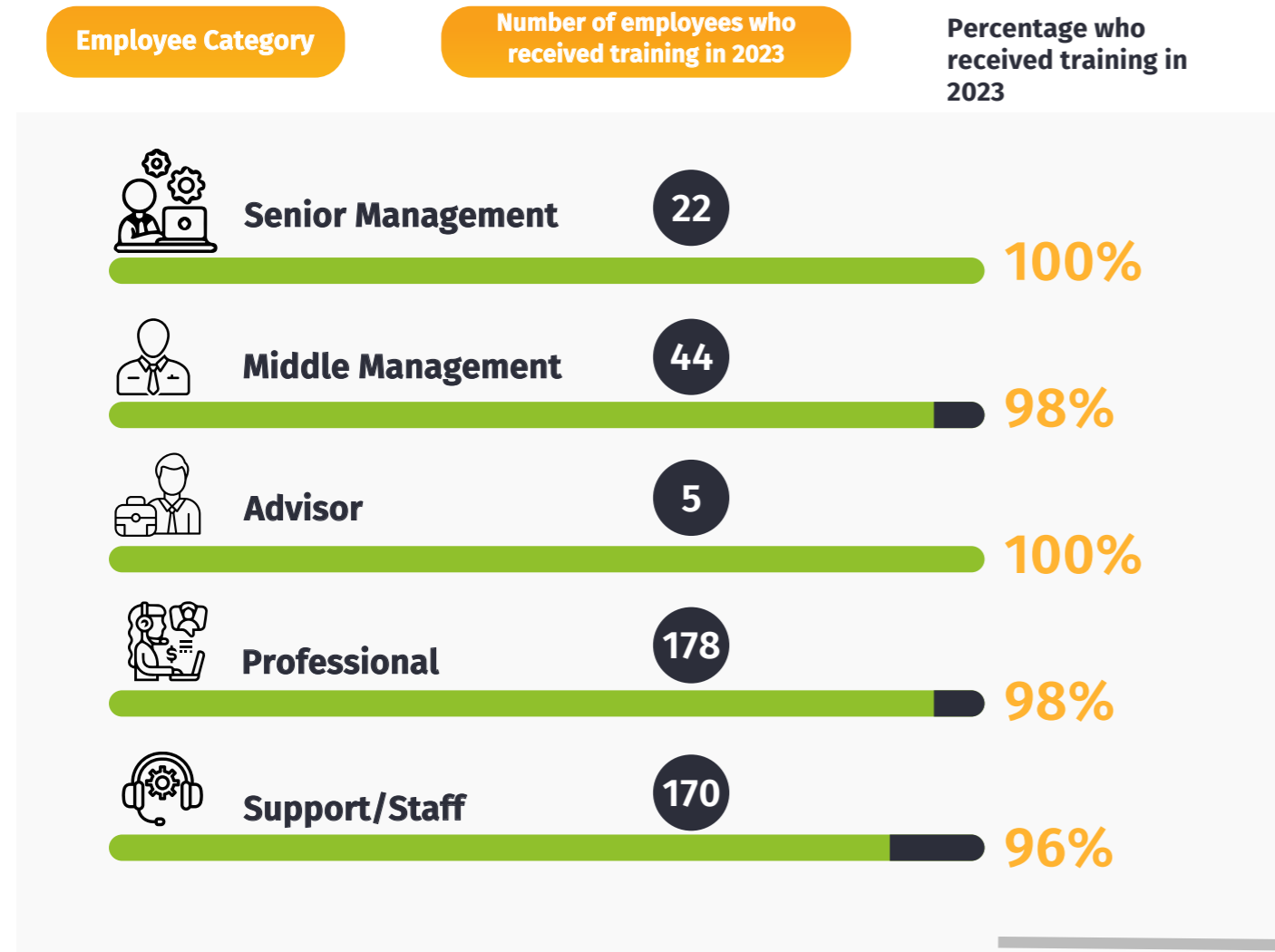
We sent 34 communications to employees about the Ethics and Compliance Program.
- 

We trained 97% of our employees through e-learning and practical workshops, addressing key concepts and developing practical cases based on lessons learned from internal and external audits and ethics channel management.
- 

We participated in integrity classroom sessions of the Grupo Energía Bogotá to train employees and managers from all Group companies on ethical and transparency issues.
- 

We participated in a talk held by the Corporate Compliance Directorate to train members of the Board of Directors on "Corporate strategy leveraged on the value of integrity," with the participation of 60% of TGI members.

(205-2) Communication and Training on Anti-Corruption Policies and Procedures



Business Partners who have been informed of the organization's anti-corruption policies and procedures

Type of Business Partner

2023

Total number of Business Partners	Vendors	224
	Contractors	224
	Clients	42
Business Partners who have been informed of the organization's anti-corruption policies and procedures	Vendors	224
	Contractors	224
	Clients	41
Percentage of Business Partners who have been informed of the organization's anti-corruption policies and procedures	Vendors	100%
	Contractors	100%
	Clients	98%



Manizales District Team

(205-1) Finally, regarding **risk management**:

- We updated the Compliance Risk in the Strategic Risk Matrix, considering risks of Bribery, Fraud, Corruption, Money Laundering, Financing of Terrorism, Proliferation of Weapons of Mass Destruction, mishandling personal data, and conflicts of interest.
- The compliance risk matrix by process was updated
- Compliance risks throughout the organization were socialized through communications and the training of 365 employees.
- We evaluated corruption risks in 100% of the organization's key processes.

(205-3) (206-1) In 2023, our organization had no corruption cases or sanctions for anticompetitive practices.

To keep our Ethics and Compliance Program up to date and constantly improve it, we carried out the following activities:



We participated in measurements conducted by recognized entities that evaluate compliance risk management, such as the Business Transparency Measurement by Transparency for Colombia and the evaluation of Corporate Governance, Transparency, Human Rights, Anti-Bribery Management, and Integrity Culture conducted by the District Oversight.

01



internal audits were conducted with the assistance of expert advisors in compliance risk management.

02



We implemented the guidelines and policies established by Grupo Energía Bogotá, the business group's parent company.

03



Conducted self-assessments of the Ethics and Compliance Program against new regulations to identify areas for improvement and implement action plans to address them.

04



Additionally, the Compliance Department presents quarterly reports to the Audit and Risk Committee of the Board of Directors on managing the Ethics and Compliance Program for review and recommendations.

05

Code of Ethics and Conduct

At TGI, we have a Code of Ethics and Conduct that defines the behavior standards the organization expects from all its employees in their relationships with stakeholders based on the ethical principles of Transparency, Respect, Equity, Legality, and Responsibility. Consult at the following link:

https://www.tgi.com.co/content/download/39719/file/M-GEG-014_Code%20of%20ethics%20and%20conduct%20%281%29.pdf

This code provides guidelines on:

- Corruption and bribery, Page 8 Code of Ethics and Conduct
- Discrimination, Page 17 Code of Ethics and Conduct
- Handling of confidential information, Page 14 Code of Ethics and Conduct
- Conflicts of interest, Page 9 Code of Ethics and Conduct
- Anti-monopoly and anti-competitive practices, Page 15 Code of Ethics and Conduct
- Conduct
- Prevention of Money Laundering, Page 12 Code of Ethics and Conduct
- Reporting irregularities, Page 20 Code of Ethics and Conduct
- Security, health, and environment, Pages 17 and 18 Code of Ethics and Conduct

Additionally, we have a Code of Ethics and Conduct for Suppliers and Contractors, which is considered the roadmap for our relationship with this stakeholder group. Consult at the following link:


<https://www.tgi.com.co/en/content/download/41977/file/M-GEG-016%20Code%20of%20Ethics%20and%20Conduct%20for%20Suppliers%20and%20Contractors.pdf>

(Propio 34) Anti-Corruption and Bribery Policy

The Business Ethics, Anti-Corruption, and Anti-Bribery Policy, our guide in ethical governance matters, includes commitments made by TGI, such as:



Fostering and strengthening the ethical and legal framework through preventing, detecting, and reporting corruption in all its forms, including bribery.



Ensuring reporting mechanisms.




Establishing relevant measures for properly identifying and mitigating corruption and/or bribery risks in contractual relationships.



Open Doors

The policy is available at the following link:

<https://www.tgi.com.co/en/content/download/41977/file/M-GEG-016%20Code%20of%20Ethics%20and%20Conduct%20for%20Suppliers%20and%20Contractors.pdf>



Open Doors

Throughout 2023, various spaces have been conducted under the direction of Compliance to socialize and disseminate the Policy and the Business Ethics, Anti-Corruption, and Anti-Bribery Manual at different levels of the organization. Sessions have been held on-site at operational headquarters and administrative headquarters.

(Propio 33) Ethical culture measurement

Since 2020, we have been actively participating in the "Good Corporate Governance, Transparency, Human Rights, Anti-Bribery Management, and Integrity Culture of Companies and other Organizations in the Capital District" Project, led by the District Oversight Committee.

This entity conducted the measurement of ethical culture in entities and companies in Bogotá D.C., in which, in 2023, we scored 86/100 points, ranking first among the 20 companies that participated in the evaluation.

The results of this measurement reflect our perceptions as TGI employees about business ethics, the level of trust we have in reporting unethical situations, and the measures our organization takes to manage such reports and protect whistleblowers.

Reporting of violations

Events

Number of confirmed violations in 2023

Acts of corruption or bribery	0
Violations of personal data privacy	0
Acts of discrimination or workplace harassment	0
Conflicts of interest	0
Cases of money laundering or insider trading	0

Future goals:

- Achieve the optimal result in anti-corruption risk in the Business Transparency Measurement.
- Implement 100% of the activities to close 100% of the gaps related to implementing ISO 37001.
- Execute 100% of the Compliance Program activities.
- Obtain ISO 37001 Anti-Bribery Management Certification by 2025.

Strategic Engagement and Regulatory Management



(3-3) Effectively managing our various stakeholders is fundamental to our business in the context of climate change and energy transition. We aim to be sustainable and contribute to the country's sustainable development objectives. Therefore, we aim to transcend by closely collaborating with institutions to impact society and support national goals positively.

At TGI, we have a relationship strategy that allows us to coordinate business interests with governmental entities and industry organizations. We aim to ensure sustainability, drive our corporate goals, and consolidate long-lasting relationships where we are allies in energy transition and territorial development.



Sustainability Week

This year, we actively participated in developing key documents for energy transition and the National Energy Plan. We believe that natural gas can facilitate a fair, low-cost, and user-centric energy transition. Our management has strengthened the position of gas as a fundamental energy source in the national energy transition, benefiting household economies and guaranteeing rights, reducing economic burdens on households, and offering

technical, environmental, and social advantages that contribute to poverty reduction and promote the exercise of rights.

Furthermore, we have strengthened our role as allies in innovation and decarbonization solutions, advancing projects that will benefit communities in our area of influence and align with the national government's public policies.

To advance our strategic engagement plans, we have:

- 01 - Defined a relationship strategy aligned with the company's initiatives, interests, and stakeholder needs.
- 02 - Prioritized issues based on the economic, political, and social context.
- 03 - Identified channels for issue management and the required material for training and knowledge management on the subject.
- 04 - Actively participated in industry forums to identify common situations and mobilize issues
- 05 - Established working groups with government entities to provide information on aspects that benefit users and impact the business, as well as ongoing projects aligned with the goals of the national government.

Our 2023 Management



Thanks to the conducted management.

- We achieved recognition from various government actors regarding the importance of natural gas for energy transition and pronouncements from the National Government regarding the development of offshore and onshore exploration in already concessioned contracts.
- We are allies of the Ministry of Mines and Energy and FENOGGE for the development of innovation and sustainability projects in the territories and for the development of hydrogen in the country.
- We were elected president of the Board of Directors of ANDESCO, allowing us to mobilize the public services agenda and engage with government and legislative actors through them.
- We collaborated with the GEB on workshops with the Externado de Colombia University aimed at identifying benefits and improvement opportunities regarding the Public Utilities Law. These elements provide tools for dialogue with the National Government.
- We strengthened relations with national and local entities to develop studies and pilots to decarbonize the transportation system.



Mariquita Compression
Station Collaborator



Connecting Colombia

Regulatory Management

Public utility services, including natural gas, are regulated by the Colombian Political Constitution and Law 142 of 1994. Our goal as a company is to provide efficient and quality public service, ensuring financial viability and seeking to reach all Colombians whenever possible.

Specifically, the main impact we may have due to regulation is the tariff methodologies established by the Regulatory Commission, which define how natural gas rates for end-users are calculated and updated.

At the end of 2021, the CREG issued resolution 175, establishing a new tariff methodology for natural gas transportation. This regulation includes aspects that need review and modification to avoid negative impacts on the company.

During 2023, we carried out the following strategic initiatives in regulatory management:

- We sought to mitigate the negative impacts of CREG resolution 175 of 2021, focusing on aspects such as recognizing investments in assets that have completed their Normal Useful Life (NUL) and continue to operate while managing the effects of exchange rate risk.
- We worked on materializing new values for assets that ended their NUL before December 2020 (governed under the tariff methodology before Res. 175), for which the CREG had initiated administrative processes.
- We managed changes in CREG resolution 175 to fairly recognize investments in assets that reach their NUL and mitigate the exchange rate risk effects on gas transportation charges. The Commission issued resolution 702 009 of 2022 for comments, proposing substantive adjustments to 175 to recognize an opportunity cost for assets with NUL and remuneration for exchange rate risk.
- We prepared and submitted the tariff dossier with updated information to have tariffs updated as established in CREG resolution 175 of 2021, and we attended the audit process by the CREG.
- We acquired hedges to manage the exchange rate risk assigned by the regulator due to the change in the currency of the charges that remunerate the investment..
- Regarding updating values for assets with NUL, the CREG issued resolution 502 035 of 2023, incorporating the updating of investment values in the company's charges after TGI filed relevant appeals.
- Regarding the discount rate, we sent communications to the Commission arguing that it needed to be recalculated due to changes in income tax in 2023 compared to that applied in 2021. In exercising its functions, the CREG issued resolution 102 002 of 2023, updating the discount rate for the transport activity from 10.94% to 11.88%.
- We proposed aggregating sections for the TGI system. The commission published the study containing the company's proposal to receive third-party comments. Subsequently, it forwarded all comments and questions to TGI, which were fully addressed.
- We managed IPAT projects for the supply plan with the purpose of improving tariff conditions and supply and demand reliability.
- Regarding the IPAT projects, the Commission defined the expected annual income and AOM. We filed a reconsideration request for essential aspects.
- We proposed projects to the UPME for inclusion in the update of the Supply Plan, seeking to improve supply and system reliability.



This year, we have learned that close collaboration with the regulator, supported by technical arguments and a clear presentation of the effects and impacts on TGI and the natural gas sector, has been extremely valuable for the regulator's functions. Directing our actions toward the sector's development also significantly contributes to formulating more appropriate regulations aligned with the regulator's objectives.

(207-1) (207-2) (207-3) Tax focus

In the fiscal sphere, we are committed to complying with the law and seek options to obtain discounts and tax benefits that optimize the use of our resources. As an administrative strategy, we have unified the tax teams to address operational issues and establish common criteria that result in efficient benefits for the company, always maintaining compliance and adequate tax management. Internally, we have independent review and

assurance processes through our internal tax team. Additionally, we have an external tax advisor who provides us with a broader perspective and helps explore different options regarding tax treatment.

At TGI, we focus on complying with regulations and taking advantage of fiscal discounts and benefits, such as:

We ensure regulatory compliance with external advice and the specialized knowledge of our internal tax team. Tax declarations, including the mentioned benefits, are reviewed and approved by the accounting director before submission. Additionally, we hold meetings with different areas to design tax strategies that comply with regulations and optimize our resources.

We manage tax risks with different controls, such as reviews, calendars, and support tools, to mitigate potential risks. The Compliance Directorate manages an Ethics Channel to report unethical or illegal

conduct related to taxation, which addresses risks such as fraud, corruption, and money laundering.

Compliance with tax regulations and established controls is reflected in the national and municipal tax inspections we receive, which we address and substantiate to demonstrate our proper management in applying tax regulations. Additionally, we evaluate the amount of tax penalties and interest we have assumed in previous years, focusing on reducing these payments

(ICA)
Tax of industry and commerce

property taxes

Prompt payment discounts on Industry and Commerce Tax (ICA) and property taxes.

ICA discounts on income tax returns.



VAT discounts on productive real assets for income tax.

Special deductions for first-time employment and single mothers.

Regulatory compliance

In compliance with Article 47 of Law 222 of 1995, we notify that:

The most important events occurring after the reporting period are presented in each chapter of this report, as well as the foreseeable evolution of the company, represented in the goals and strategic challenges we have set for ourselves

The company has not entered into transactions with partners and administrators.

In 2023, at TGI, we complied with the norms on intellectual property and copyright applicable in Colombian legislation.

Likewise, in compliance with Article 87 of Law 1676 of 2013, we hereby state in this report that during 2023, we did not hinder the free circulation of invoices issued by sellers or suppliers.

Future goals:

- Design and implement the strategy for engaging with new members of the CREG and other interested entities.
- Timely manage audits and information requests from the CREG, including those related to the aggregation of segments.

Responsible Supply chain management



(3-3) Ensuring responsible and efficient management of our supply chain allows us to guarantee quality in our operations, offer high-level services to our clients, establish a coherent relationship with the environment according to our sustainability principles, and strengthen a network of suppliers and contractors who increasingly share our values and standards of conduct. As a contracting company, a significant portion of our activities are carried out through contractors, which we recognize has a significant impact on the environment and society in the areas where we operate.

We manage these impacts by imposing requirements and monitoring sustainability throughout our supply chain, following our policies and manuals, such as:

- **Procurement Policy**
- **Personal Data Treatment Policy**
- **Health, Safety, Environmental, and Social Manual for Contractors and Suppliers**
- **Contracting and Execution Control Manual V.7**
- **Code of Ethics and the Code of Conduct for Suppliers and Contractors**



Manizales District Collaborator

By including clauses that require adherence to and compliance with TGI's **Human Rights Policy**, we also ensure that the communities in which our contractors operate are not negatively affected and that collective prosperity is promoted in those areas.

Regarding protecting personal data, we positively impact society by ensuring the proper treatment of personal information, in line with our Personal Data Treatment Policy, publicly available on our website.

<https://www.tgi.com.co/datos-personales>



Citygate Manizales

By implementing the Health, Safety, Environmental, and Social Manual for Contractors and Suppliers, we contribute to the environment and the well-being of direct and indirect collaborators related to our contracts. This manual establishes requirements for suppliers, contractors, and subcontractors in areas such as Occupational Health and Safety, Quality, and Environmental Management. These guidelines are applied from planning to the execution of contractual activities. Likewise, the Occupational Health and Safety goals are a shared responsibility between employees and contractors, forming an integral part of our contractor selection processes, and are available on our website.

<https://www.tgi.com.co/grupos-de-interes/informacion-proveedores/normatividad-en-contratacion>



Padua Gas Compression Station Collaborator

As a company in the nonrenewable energy sector, our main risk lies in the potential negative environmental impacts of direct or indirect emissions generated, especially by our contractors. In 2023, we disseminated the Practical Guide of the Sustainable Procurement Manual, which is aligned with the National Circular Economy Strategy and our policies and objectives to address climate change. This includes incorporating the Circular Economy Strategy into our decarbonization roadmap.

The challenge for 2024 is to continue collaborating with our main contractors to reduce their emissions and promote good practices in supplier and input selection criteria. We aim to ensure that procurement processes integrate sustainable aspects to generate positive impacts on the environment through the goods and services we acquire.

Within our Procurement Policy and as part of our Strategic Procurement Model, we align with specific sustainability goals in our acquisition and procurement process.

The commitments of our Procurement Policy linked to sustainability are:

- Acquiring quality goods and services at fair costs and relevance that contribute to our strategic objectives.
- Applying controls to ensure our suppliers' compliance with our Sustainability and Corporate Governance policies.
- Ensuring transparency in procurement processes according to current policies and statutes.
- Ensuring quality management, occupational health and safety, environmental management, and energy efficiency according to international standards throughout the supply chain

(Propio 39) Exposure to Supply Chain Risk and Risk Management Measures

To identify, mitigate, or prevent negative impacts, we use the following tools:

- The Contractual Risks Manual which establishes risk management at various stages of the contracting process.
- The Health, Safety, Environmental, and Social Manual for Contractors and Suppliers, which oversees compliance with Occupational Health and Safety, environmental, and corporate social responsibility criteria by the contract supervisor and/or contract manager.
- In 2023, we published the Practical Guide in the Sustainable Procurement Manual and the Manual for Supplier Classification Matrix Kraljic – Focus on Sustainability and Human Rights to prevent negative impacts on these issues. The Kraljic matrix is a tool we use to classify purchasing strategies with suppliers according to categories that group them. We implemented a version focused on supply chain sustainability that also classifies supplier groups. Following this, and in accordance with the classification, we used the Chessboard (Chessboard) focused on generic methods of engagement based on Human Rights.

The Contractual Risks Matrix is a key format that applies the guidelines and methodologies of the Contractual Risks Manual. This matrix assesses risks at each stage of the procurement process, suggests treatment measures, and calculates residual risk to define the strategy. It is fundamental in our requests and contract management for goods, works, and services.

(308-1) (414-1) The 100% of the suppliers contracted in 2023 have passed selection filters considering environmental or social aspects.

Identification of Critical Suppliers

Critical suppliers are those that supply materials and services that significantly impact business continuity and operations and represent a significant level of expenditure. To identify them, we follow the TGI Supplier Classification Procedure. This process considers variables such as financial impact, reputation, possibility of replacement, influence on customers, and impact on business operations. Finally, a graphical matrix of the supply position is presented, guiding procurement strategies according to the Annual Procurement and Purchasing Plan.

Additionally, in 2022, the Supplier Qualification Manual based on the Kraljic Matrix was established, prioritizing sustainability and human rights. This manual classifies suppliers according to their relevance to business continuity. Relationship strategies focus on general methods based on human rights.

Identification of Critical Vendors:	2023
Total number of vendors	234
Total number of level 1 vendors	234
Total number of significant or critical vendors at level 1	29
% of vendor expenditure allocated to level 1 critical vendors	23,4%
Total number of significant or critical vendors that are NOT level 1	0

Code of Conduct for Suppliers

Our company has a Code of Conduct for Suppliers and Contractors, which aligns with the principles of our Parent Company, Grupo Energía Bogotá. This document establishes specific actions to ensure strict compliance with ethical standards and prevention of conflicts of interest, fraud, corruption, money laundering, terrorism financing, and practices that limit free competition.

Furthermore, the Health, Safety, Environmental, and Social Manual for Contractors and Suppliers V.11 imposes mandatory requirements on our contractors' environmental, Health, and Safety at Work aspects.

These two documents guide our contractors in preventing child labor, protecting human rights, and ensuring adequate working conditions and remuneration.



ECG La Sabana Collaborator

(204-1) Proportion of Spending on Local Vendors

At TGI, we promote strengthening the oil and gas sector's business network through our procurement processes. Therefore, historically, the highest proportion of our purchases corresponds to local vendors, understood as vendors domiciled in Colombia.

(Propio 38) Local and Regional Vendors

	2022	2023
Number of local vendors	117	226
Number of regional vendors	90	152

(204-1)	Unit	2020	2021	2022	2023
Total amount spent on purchases of products and services	In millions of COP	150.965	188.207	165.373	257.680
Amount spent on local purchases of products and services.	In millions of COP	146.260	178.329	131.080	255.990
Percentage of the procurement budget for products and services used on local vendors	%	96,9%	94,8%	79,3%	99,3%

Total Vendors

	2020	2021	2022	2023
Total vendors	214	164	122	234
Local Vendors	208	156	117	226
Local vendors percentage	97,20%	95,12%	95,90%	96,58%

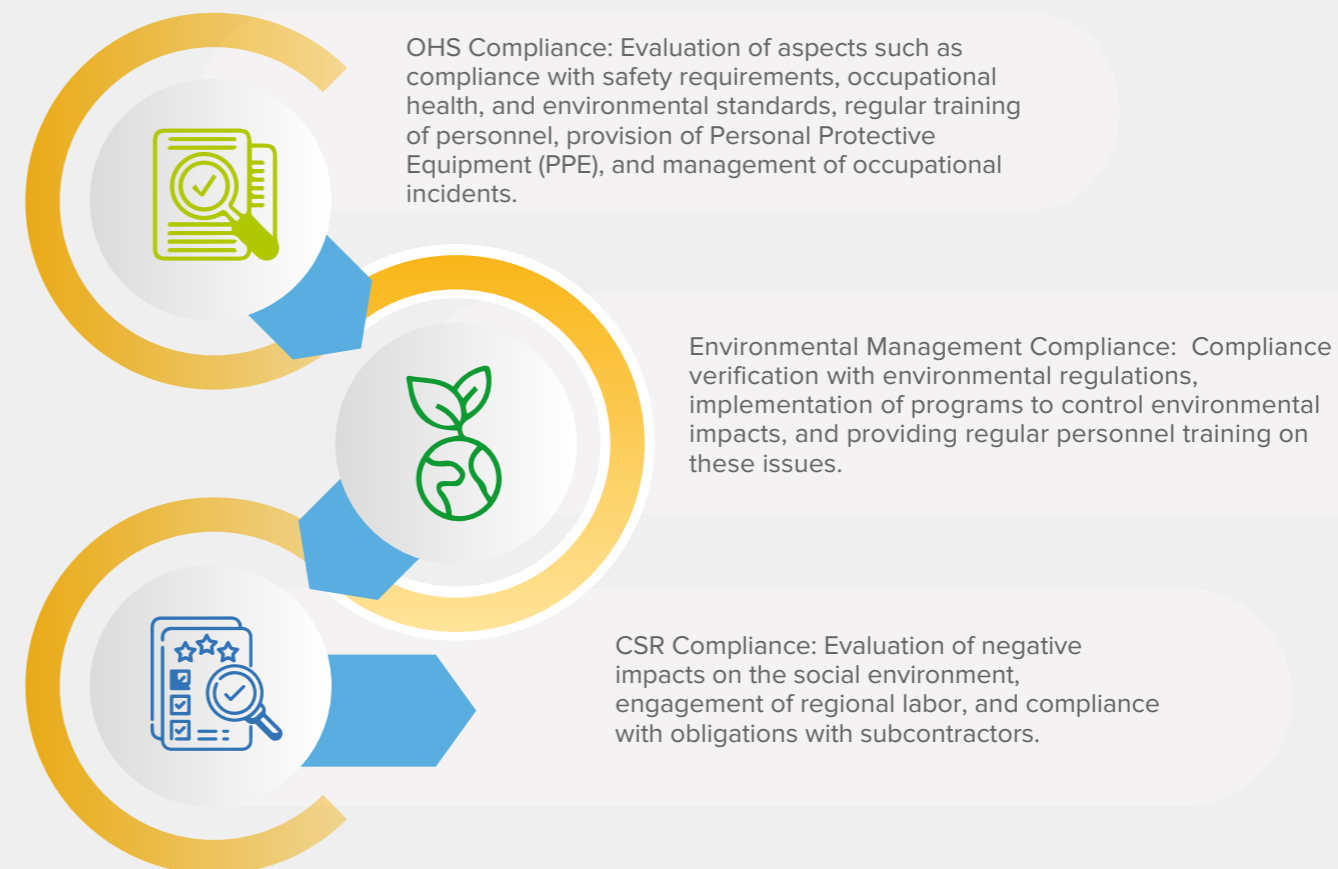
99,3% of the procurement budget is allocated to local vendors.

Of the 304 vendors with signed contracts, 137 were evaluated based on ESG criteria.

Contractor Evaluation

At TGI, we use a methodology to evaluate our contractors based on technical, administrative, occupational health and safety (OHS), environmental management, corporate social responsibility, and quality aspects during contract execution. Based on objective criteria, supervisors conduct this evaluation periodically, which may result in recognition of improvement plans or even influence the decision to continue or terminate the contractual relationship.

In the performance evaluation, the sustainability aspects considered are:





Bogota Team

These aspects are measured periodically, and their weight in the overall evaluation depends on the duration and type of contract, ranging between 20% and 28%. When the performance evaluation result is "regular" (between 70 and 80 points out of 100) or "deficient" (less than 70 points out of 100), the contract overseer must agree on an improvement plan with the supplier/contractor to optimize their performance and/or advance the contractual actions stipulated in the contract.

Vendors Assessment Process	2023
Total number of significant or critical suppliers assessed through documentary evaluations / on-site assessments	9
Vendor assessment target for 2023	0
Percentage of total significant or critical suppliers assessed	31%
Number of vendors assessed where significant current or potential negative impacts were found	9
Percentage of vendors with current or potential negative impacts where corrective or improvement plans have been implemented	0
Number of vendors with significant negative impacts with whom the contractual relationship has been terminated in 2023	0
Number of vendors supported in the implementation of their corrective or improvement plans	0
Corrective plan implementation target for vendors	0
Percentage of vendors supported in the implementation of their corrective or improvement plans	0
Total number of vendors participating in capacity development programs	0
Capacity development program participation target	0
Percentage of vendors participating in capacity development programs	0

(GRI 407-1) Our TGI Suppliers and Contractors Code of Ethics and Conduct establishes the commitments that Suppliers and Contractors must fulfill in their actions. Section 9.2 Labor Standards, among other aspects, defines: Ensure freedom of assembly and association for their employees, as well as the right to collective bargaining. At the end of 2023, no procedures for non-compliance due to violation of labor standards had been recorded.

ASG development programs for suppliers

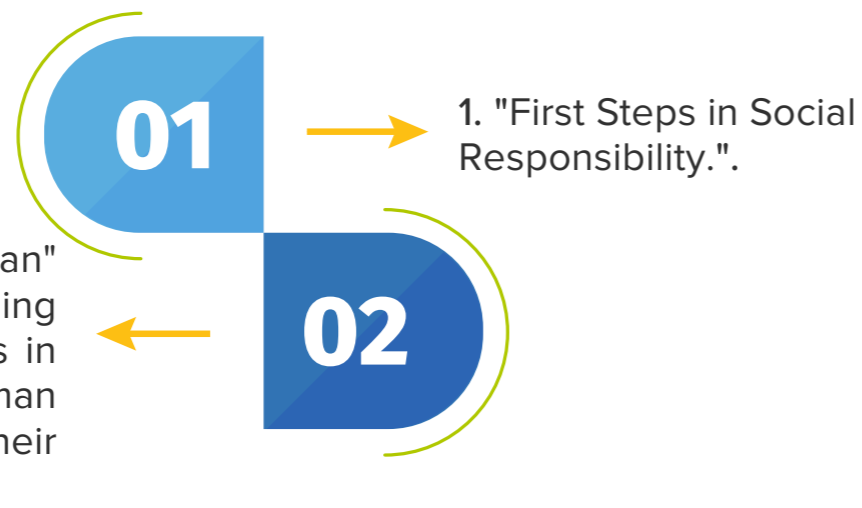
As part of our operational activities, TGI is committed to implementing good sustainability practices, including in our supply chain. Therefore, in 2023, the TGI Board of Directors approved the goal of designing and ECG La Sabana Collaborator formulating an ASG program focused on the supply chain.

Therefore, in 2024, we will work to integrate sustainability into the supply chain, which will include:

- Understanding the maturity of supply management, its current alignment with our sustainability strategy, and the highest standards by providing support and supplying information on programs, processes, and activities so that, together between Sustainability and Supply, a roadmap can be structured to close current management gaps.
- Actively participating in the collection of information on social, environmental, and governance risks inherent in supply to subsequently segment suppliers in the gas transportation industry.
- Strengthen vendors' analysis and segmentation process by commercial category and social and environmental risk level. This is based on activities and procedures already established, implemented, and applied within TGI.
- Actively participating in supporting the design and implementation of a sustainable and responsible procurement program, aligned with our corporate sustainability strategy, aimed at:
 - Managing social, environmental, and human rights risks identified in the supply chain;
 - Improving or maintaining good ASG performance by suppliers.
 - Articulating the procurement strategy with the fulfillment of the (SDGs) prioritized by the company in the sustainability strategy, including leveraging and providing the necessary information to identify local suppliers to contribute to their development, circular economy, and inclusion, among other areas of development.

In response to the actions we were able to advance and strengthen in 2023, we promoted supplier development by implementing action plans or corrections during contract execution. These plans were carried out under the direct supervision of contract managers to enhance performance.

Additionally, in collaboration with the Externado University of Colombia and led by the Sustainability Directorate, small and medium-sized supplier companies are invited to participate in two specific programs:



These programs focus on conducting a joint supply chain analysis to identify key areas. Subsequently, short—and medium-term action plans are developed to improve strategic and operational aspects and achieve significant advantages.

In 2023, we conducted the "Contractual Risk Analysis and Management," outlining guidelines for managing risks at all stages of contracts: planning, selection, execution, and termination. This includes assessing sustainable risks and corresponding actions for each phase of the process.

Senior Management oversees this process, while the Vendor and Contractor Code of Ethics and Conduct reinforces ethical, transparency, and compliance standards in contracting. It also details TGI's expectations regarding ethical conduct and preventing conflicts of interest, fraud, corruption, money laundering, terrorism financing, and anti-competitive practices.

Non-compliance with the Code of Ethics and Conduct may result in corrective actions, including restrictions on future contracts or even contract termination.

On the other hand, the Vendor and Contractor Evaluation Instruction establishes criteria for invitation to bid. According to the company's risk analysis, vendors/contractors with low scores in HSE performance evaluations will not be considered for contracts for high-risk services or works.



Main HQ Collaborators



Main HQ Collaborators

Future Goals:

- Develop a training program to improve ESG impacts for the supply chain and local vendors..
- Achieve ten contracts signed with local vendors.
- Implement the Sustainable Purchasing Manual.

Innovation, Technological Development, and Cybersecurity



(3-3) In the dynamic and ever-changing current business landscape, innovation, technological development, and cybersecurity have emerged as fundamental pillars for sustainable progress and organizational viability. In an interconnected and increasingly digitized world, our company has not only recognized the importance of innovation but has also made it a cornerstone of our growth strategy. We've invested significant efforts in exploring new opportunities, enhancing our processes, and adopting emerging technologies.

This approach has not only optimized our operations but has also empowered us to offer more efficient and adaptive solutions to the evolving market demands, opening doors to new businesses and solutions from renewable gases and distributed energy systems (adjacencies) and new transformational businesses (disruptions).

However, along with these opportunities come inherent challenges, especially regarding cybersecurity. Protecting our digital assets and ensuring the confidentiality, integrity, and availability of information have been areas of primary focus. Our commitment in this regard is reflected in the proactive strategies we have implemented to safeguard our systems and data against increasingly sophisticated cyber threats.

Digital transformation and virtualization have changed how we work and connect, triggering a change in traditional information security, requiring its transformation to address new challenges and constant attacks and threats. Therefore, at TGI, through policies, regulations, procedures, and controls, we have established a scheme of cyber protection, both physical and logical, that has allowed us to obtain the cybersecurity policy that covers us against possible financial, legal, and reputational impacts that could arise from a cyber incident.



Main HQ Collaborators



Bogota Team

Innovation and Transformation

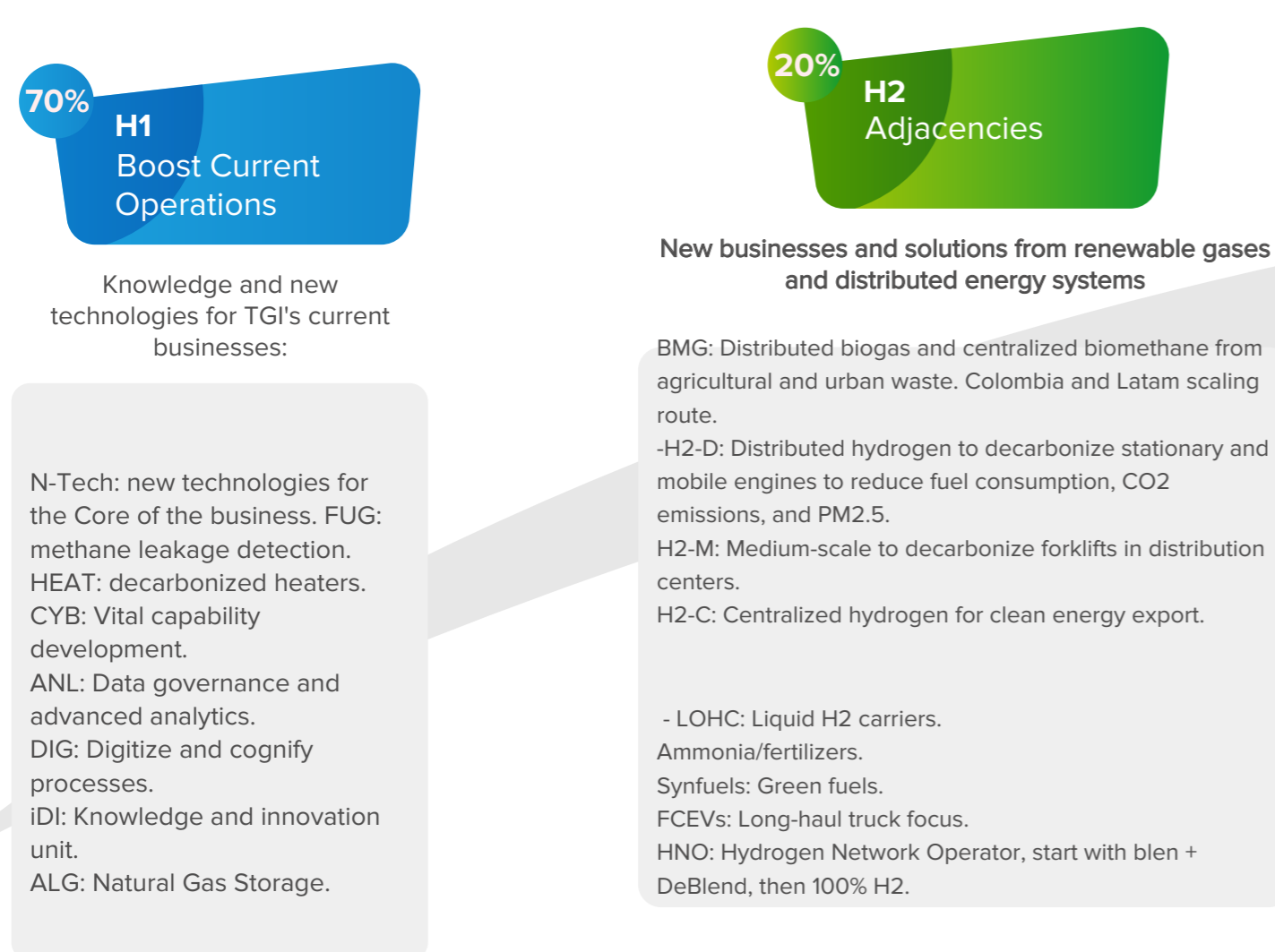
Innovation allows us to create new opportunities to achieve efficiencies and identify alternatives for growth and sustainability as an organization and for the Business Group within the context of "Energy to Prosper."

The essential premise of TGI is the ability to identify opportunities, develop action plans, and develop innovative solutions that are lasting over time. These solutions are designed disruptively for the business and intended to be implemented and scaled comprehensively.

Innovation facilitates adaptation to changing market demands and ensures sustainable long-term growth. That's why at TGI, we have designed three horizons balancing the current dynamics of the business and industry mega-trends in the future, within which 18 solutions are being implemented:

(Custom 47) Innovation Initiatives

TGI is developing 18 innovation solutions across 3 horizons that balance a focus on current business excellence with alignment with present dynamics and sector trends.



To implement this innovation model, we have built capabilities within the organization. In collaboration with the Business Group, we have established an innovation enablers program, where 10 participants have received specialized training. We conducted 12 ideation sessions in all districts, using systematic innovation methodologies to gather valuable ideas and train employees in innovative techniques.

Additionally, we have hired an innovation leader to strengthen our team. We have secured solid financing sources for our innovative projects through strategic partnerships with universities and multilateral banks. This has contributed to consolidating a robust innovation and transformation ecosystem oriented towards the future.

(Custom 44) Revenue, number of positions, and R&D+I expenditure

Question	Unit	2021	2022	2023
Number of positions or roles in R&D	Number	3,79	9,05	10,05
- Investment in R&D (Thousands of USD)	USD	317,70	647,70	1.132,5
Percentage of revenue invested in R&D	%		0,17	0,29

(Propio 45) Strategic R&D Partnerships

We work with different stakeholders in the search and structuring of alliances to achieve an impact on operations and emissions reduction through various technologies. We have formed 34 alliances with different societal actors, including cooperative banking, innovation centers, government entities, and academia, among others. By pooling resources and capabilities, we advance the development of technologies and solutions that align with our innovation focuses

(Propio 48) (Custom 48) Increase in EBITDA percentage from innovation and digitalization initiatives

As a result of our 2023 management, we achieved a 12% compliance level in EBITDA from implemented R&D initiatives, representing a percentage increase of 21.43% compared to 2022.



Main HQ Collaborator

Cybersecurity

Through the Information Security and Privacy Model (ISPM), we establish a trust framework for our business operations. We recognize the importance of continuously maintaining and improving this model to protect our information assets, ensuring their availability, confidentiality, and integrity. This approach aligns with current regulations, reflects our corporate policy, and aims for excellence in our practices.

The absence of information security processes could expose our company's sensitive data. To mitigate these risks, we have implemented the following:

- Information Security and Cybersecurity Policy.
- Information Security Regulation: available at <https://www.tgi.com.co/nosotros/gobierno-corporativo/politicas-corporativas>. This regulation provides guidelines and guidance for information security and the proper use of our information assets to preserve their confidentiality, integrity, availability, and privacy.
- Information Security and Privacy Model Manual, where we commit to:
 - Ensure the confidentiality, integrity, and availability of our information assets through the implementation of guidelines, policies, regulations, procedures, and security controls.
 - Manage information security risks to preserve our information assets' integrity, confidentiality, and availability.
 - Promote a culture of information security through disclosure and awareness of security and privacy regulations and guidelines among all stakeholders.
 - Handle security incidents effectively and timely.
 - Contribute to the continuity of services and operations by defining a disaster recovery and IT continuity management plan.
 - Comply with the current regulatory and legal privacy and information security framework.



Protection

The organization's highest hierarchical role is supervising processes and procedures related to cybersecurity, which is carried out by the Vice President of Transformation, Santiago Acosta Maya. Since 2018, Digital & Analytics Management has been leading the construction of the MSPI. We have established guidelines, procedures, and instructions to formalize and apply best practices in information security in our technological infrastructure, processes, and personnel.


The approval of TGI's corporate information security and cybersecurity policy in 2023 represents a significant milestone in our ongoing commitment to information protection and excellence in information management.

At TGI, we have implemented various security controls to ensure the continuity and availability of our services, working in collaboration with our technological partners. These actions include:

Active monitoring of security events.

Joint analysis of events generated by our security tools to identify irregularities and prevent incidents.

Identification, containment, and elimination of anomalous events.



Main HQ Collaborator

In line with our management from the Digital & Analytics Management, we maintain security and cybersecurity controls through the execution of the following procedures:

Regular analysis and process to resolve and mitigate vulnerabilities.

Application of security updates in operating systems.

Establishment of a data backup scheme.

Compliance with security standards on PCs and servers (Hardening).

VPN access to internal services with two-factor authentication.

Procedures for managing incidents and recovery.

Implement comprehensive protection for Microsoft 365 and its applications, allowing us to detect and respond immediately to fraudulent emails.

These practices allow us to maintain a secure and resilient infrastructure, protect our operations and data from potential threats, and ensure the effectiveness of our security measures.



Open Doors

We continue to advance in raising awareness and promoting a culture of protection of information assets among our collaborators. To achieve this, we have carried out various actions:

We implemented technologies such as multi-factor authentication, device encryption, access control to corporate data, and systems for detecting and responding to advanced threats. These measures improve flexibility, secure remote work, and protect against identity and credential theft.

We reinforce the awareness and skills of our stakeholders through communications, webinars, and social engineering exercises. We conducted two practical exercises to evaluate collaborators' responses to phishing attacks. In addition, we provide training and reinforcement through talks and communications.

Recognizing the relevance of cybersecurity in our corporate strategy, we convened our collaborators to participate in talks on the subject. These sessions, supported by our technological partners, focused on the security of information and operational technologies and risks in critical infrastructures.

These actions are designed to strengthen our team's understanding and skills in security matters, promoting a solid and proactive organizational culture to protect our information assets against potential threats and vulnerabilities.

(Custom 42) (Custom 43) In 2023, there was one cyberattack and computer security breach by domain spoofing of TGI to suppliers. TGI suffered no impact; however, the TGI Compliance Directorate filed a complaint with the prosecutor's office to conduct the corresponding investigations.



Cybersecurity Model

PHASE 01

Planning

Establishes and creates the context and inventory of classified and labeled assets to protect them from threats to the confidentiality, integrity, and availability of information.

PHASE 02

Implementation

Plans the proposed controls in the risk treatment plan by controlling changes to mitigate adverse effects of threats on asset vulnerabilities..

PHASE 03

Performance Assessment

Process owners review established controls' effectiveness and support for information security objectives.

PHASE 04

Continuous Improvement

In this phase, with the assistance of the security officer, process owners define and execute the continuous improvement plan based on the results of the performance evaluation phase.

Future Goals:

- Implement 8 new pilots or digitalization and innovation initiatives in 2024.
- 100% compliance with the action plan to enable the minimum industrial Biogas plant in 2024.
- Increase the percentage of expenses and investments in R&D+i to 0.15% of the revenue percentage in 2024.
- Obtain external capital for the development of R&D+i projects worth USD \$250,000.
- Anticipate 90% or more of cyberattacks on Information Technology and Operation Technologies.
- Achieve a 1% potential impact on EBITDA from new R&D+i initiatives.

Our commitment to the planet

04

Clean and Efficient Energy for Climate Change

Our firm commitment to environmental sustainability, responsible operation, and planet preservation invites us to lead a significant transformation in the energy industry. This chapter reflects our dedication through a comprehensive approach that encompasses decarbonization and energy transition, climate resilience, biodiversity protection, responsible resource use, and the promotion of a circular economy.

These pillars represent the fundamental basis of our operation and reflect our commitment to mitigating climate change, preserving ecosystems and the services they provide and transitioning to a more sustainable energy model.

Decarbonization and energy transition mark our commitment to reducing our carbon footprint and leading the change towards cleaner energy sources, while climate resilience highlights our adaptability and preparedness for emerging climate challenges. Biodiversity protection becomes an essential axis of our mission, promoting the conservation of ecosystems and wildlife in all our operations. Likewise, responsible resource use and the promotion of a circular economy reinforce our commitment to maximizing efficiency in our processes, thus contributing to the conservation of natural resources and waste reduction.

These aspects not only underscore our commitment to environmental sustainability but also serve as a testament to our responsibility towards future generations. They demonstrate our leading role in constructing a greener and more prosperous future for the planet, a vision that guides our every action.

Decarbonization and Energy Transition



(3-3) At TGI, we have decided to take a leading role in the country's energy transition. Decarbonizing our operations will contribute to mitigating climate change. In this way, we adapt and respond proactively to the most significant challenge facing society today.

To address the potential negative impacts of our greenhouse gas (GHG) emissions, we have established guidelines through our "CARBON FOOTPRINT MANAGEMENT PLAN" to measure, report, manage, and offset GHG emissions from our operational and administrative activities. This plan is aligned with the Bogotá Energy Group's Climate Change Policy.



Key Results in 2023

GHG Emissions Management

We have been measuring our carbon footprint since 2019 following the NTC-ISO 14064-1:2020 standard. In 2021, we initiated the program to neutralize the carbon footprint in the following facilities: Norean Gas Compression Stations, Paratebuena, Barrancabermeja, Mariquita, and District VII Manizales. We identified the most significant emission sources and implemented measures to increase their efficiency. In 2022, we added the Jagua del Pilar and San Alberto stations to the program. We have implemented our program gradually and carried out planned short-term actions (2021-2022).

In 2023, fugitive emissions have been included in the calculation.

Greenhouse Gas Emissions					
Scope of emissions	2020	2021	2022	2023	Measurement Unit
(305-1) Direct emissions (scope 1)	116.923,15	225.894,55	184.295,30	324.462,88	Ton CO ₂ eq
(305-2) Indirect emissions (Scope 2)	591,99	406,08	352,33	556,89	Ton CO ₂ eq
(305-3) Other emissions (Scope 3)	54,13	12.853,43	6.847,21	11.277,28	Ton CO ₂ eq
Total GHG emissions (Scopes 1, 2 y 3)	117.569,33	239.154,61	184.755,42	336.297,05	Ton CO₂eq
Compensated Emissions (carbon credits)	15.818	80.941	80.709,4	132.568,03	Ton CO ₂ eq
Net Emissions (Ton CO ₂ eq)	101.751,332	158.213,612	110.785,848	203.729,020	Ton CO ₂ eq

Our carbon footprint shows a significant increase in scopes 1 and 3 as we have matured our measurement process over the years, including fugitive emissions and more emission sources from our supply chain in the calculation.

In scope 3, specifically, the most relevant sources of emissions correspond to:

- Supply contracts
- Emissions associated with printing and paper use
- Indirect emissions from corporate flights
- Waste disposal

Of these, emissions associated with paper consumption account for 0.002%, waste disposal accounts for 0.2%, corporate flights account for 0.98%, and procurement of goods and services accounts for 98.9%.

This footprint is undergoing verification by a third party at the time of this report's publication, so some of the data may differ as a result of that verification. Verified data will be published during the first half of 2024

Biogenic emissions	2021	2022	2023
(Ton CO ₂ eq)	53	17	54,65

Fugitive emissions

Through a strategic ally with experience in identifying and measuring fugitive emissions in infrastructure, we initiated an ambitious project to identify and quantify them in the selected infrastructure.

The inspected facilities included various types of valves, pressure relief mechanisms, pressure regulators, connections, reciprocating compressor packings, flanges, traps, instruments, pipes, and equipment related to natural gas.

To detect methane gas emissions, we used the Optical Gas Imaging (OGI) technique, which allowed us to visualize these emissions directly using a portable infrared camera. As part of a work plan, we systematically toured our company's infrastructure.

When we identified a leak, we measured its direct flow using a high-flow sampler (Bacharach Hi-Flow Sampler). This device provides methane leak values in dm³/min units. We then tabulated this information and processed it using formulas to obtain the equivalent CO₂ emitted.

(Propio 54) Gas Transport Leak Percentage

We successfully inspected fugitive emissions across 100% of the measurable transport infrastructure surface. In 2023, through the tightening and adjustment plan developed by the technical vice-presidency, we intervened in 150 leaks, avoiding emissions of 35,458.20 TonCO₂eq/year. It's important to note that 18.3% of the fugitive emissions from the measurable transport infrastructure, measured in the 2019 and 2021 campaigns, were closed entirely during 2022.

GasTransportLeakPercentage	2020	2021	2022	2023
	0,70	1,29	1,01	1,38

(305-5) (SASB EM-MD-110a.2.) Reduction of Emissions

In line with our ambitious goal to reduce greenhouse gas emissions (GHG) by 51% by 2030 and achieve carbon neutrality by 2050, using 2023 emissions as a reference, we have adopted specific mitigation and compensation measures. For 2024, we have set a reduction target of -16%, considering fugitive emissions. In 2023, we implemented mitigation and operational efficiency strategies within the company, coupled with voluntary compensation for residual emissions from 10 operational sites (Gas Compression Stations Jagua del Pilar, Casacará, Curumaní, Norean, San Alberto, Barrancabermeja, Mariquita, Padua, Paratebueno, and District VII Manizales).



By acquiring carbon credits, we compensated for 23,371.28 TonCO₂eq, achieving a decrease of 14.126% in net emissions compared to the 2021 baseline.

Mitigation Measures:

We have progressed in formulating seven projects aimed at reducing our emissions:

1. Portable compression system to repack gas and prevent gas venting during cold maintenance in District VII Manizales pipelines. The project was consolidated in 2023, and resources were secured for equipment acquisition in 2024.
2. Implement portable systems to burn gas instead of emitting it directly in District VII Manizales. This project was also consolidated in 2023, securing resources for equipment acquisition in 2024.
3. Strategy to reduce flare ignition at gas compression stations to minimize emissions. This plan was implemented at Paratebueno and Villavicencio stations and has been extended to other areas under study.
4. Scheduled maintenance program to reduce the amount of gas released before maintenance in District VII Manizales pipelines.
5. Creation of a technical committee for approval and quantification of emissions. This committee has been established to approve and quantify emissions from maintenance and emergencies and evaluate and approve future projects related to energy efficiency and greenhouse gas emissions.
6. Plan to correct leaks detected in 2021 and 2022, tightening 100% of manageable leaks during this period.
7. We have made significant progress in energy efficiency certification for 50% of our sites, covering the Administrative Headquarters in Bogotá and various Gas Compression Stations.

Additionally, we have received the decarbonization pathway for the company, which was worked on by the external consultant CAIA, and highlights ten priority measures with financial analysis and emission savings projections.

Percentage of GEB's Investments in Energy Transition	2021	2022	2023
Fuel Change			\$7.877.637.820
Energy Efficiency			\$2.086.375.920
Renewable Energies			\$486.060.193
GEB's Investments in Energy Transition	\$1.813.273,94	\$1.031.027,0	\$10.450.073.933
Local currency of report	USD	USD	COP

In 2023, Grupo de Energía de Bogotá (GEB) was evaluated by the Carbon Disclosure Project, a global initiative to assess climate-related practices. For this, it used data from two subsidiaries, including TGI. The result places GEB at level B or management, which means that the company is taking coordinated actions to address climate issues.

Compensation:

In 2023, we acquired carbon credits to offset emissions from 7 sites, managing to offset 23,371.28 Tons of CO₂eq.

As an integral part of our climate change management strategy, we are committed to offsetting 100% of the emissions generated by emergencies in our infrastructure. Additionally, we monitor greenhouse gas emissions in all three

scopes monthly, calculating the reduction percentage compared to the previous year. These figures are included in the organization's strategic top-level indicator map, which the board of directors monitors. This proactive and constant monitoring approach reflects our dedication to continuously assessing and improving our environmental footprint.

Decarbonization Challenges

Based on Grupo de Energía de Bogotá's guidelines and according to its sustainability report, we have defined our decarbonization goals as follows:

For 2023 – 2025:

- 100% calculation of fugitive emission baseline
- 90% compensations in strategic ecosystems
- 25% hybrid vehicle fleet
- 100% elimination of relief systems in flares
- Voluntary compensations and circular economy



Padua Gas Compression Station Team

302-1 Internal Energy Consumption					
Source of Consumption	2020	2021	2022	2023	Measurement unit
Diesel Consumption	7.860,62	5.512,29	8.652,55	9.734,73	GJ
Gasoline Consumption	1.318,30	509,18	756,07	796,89	GJ
Natural Gas	2.315.244,00	2.402.962,05	1.987.015,67	2.287.911,37	GJ
Consumption of other non-renewable fuel sources Natural Gas Vehicle (NGV)	507,00	156,99	264,34	185,5	GJ
Total consumption of fuels from non-renewable sources within the company	2.324.929,92	2.409.140,51	1.996.688,63	2.298.628,52	GJ
Consumption from renewable sources: hydraulic energy	2336,97	3092,84	3101,62	2257,06	MWH
Grid energy consumption	8.413,09	8.795,01	11.165,84	11.607,73	GJ
Total internal energy consumption	2.333.343,01	2.417.935,52	2.007.854,47	2.310.236,22	GJ

Total Energy Consumption	2020	2021	2022	2023	Unit
Total non-renewable energy consumption	645.813,8667	669.205,697	554.635,731	638.507,922	MWH
Total renewable energy consumption	2336,97	3092,84	3101,62	2257,06	MWH

(305-4) Emission Intensity	Unit	2022	2023
Total greenhouse gas emission intensity ratio	Ton CO ₂ eq / m ³ of transported gas	0,0373	0,0671
	Ton CO ₂ eq / MMBTU of supplied gas	0,976	1,681

(305-7) Nitrogen oxides (NOx), sulfur oxides (SOx), and other significant atmospheric emissions in Ton CO ₂ eq				
Atmospheric Emissions	2020	2021	2022	2023
Nitrogen oxides (NOX)	2,65	54,26	0,2	60,83

PROPIO-51

In compliance with the guidelines generated within the 18 PGRD, the scheduling and execution of drills were carried out for 24 operational centers, achieving 100% coverage.

(PROPIO-51) Risk management drills at operational centers	2020	2021	2022	2023
Percentage of operational centers where drills were conducted in the year	100%	100%	100%	100%
Number of operational centers	24	24	24	24
# of centers where drills were conducted / total operational centers	24	24	24	24

Methane emissions	2021	2022	2023
Company's direct methane (CH ₄) emissions	115.188,92	75.122,29	201.559,24

Future Goals:

- Maintain operational continuity above 99.93%
- Reduce fugitive emissions to 59,991.78 KPC (without Baseline for 2023)
- Achieve 100% compliance with the Cybersecurity implementation plan based on what was established in 2023.
- Implement Hydraulic Optimization
- Have new Compression units - IPATs
- Achieve 100% shutdown of Flares
- Implement 20% portable compressor and tea during maintenance
- Implement Closure and Adjustment Plan 16% (Annual Ton CO₂)



Padua Gas Compression Station Team

Ceiba Pentandra Florian - "The Beauty"

Climate Resilience

In our commitment to sustainability and operational efficiency, it's crucial to recognize and address the challenges arising from climate change. At TGI, we proactively explore and address climate-related risks that directly impact our current and future operations to propose the most suitable adaptation strategy. We understand the critical importance of assessing these risks to ensure the continuity and quality of our services in a changing climate.

(201-2) Financial Consequences and Other Risks and Opportunities Due to Climate Change

The risks we have identified arising from climate change are:



Political and Legal Risks: Policies, regulations, or laws that increase restrictions and requirements for combating climate change.

Implemented Measures:

- Decarbonization Roadmap at TGI, through the application of initiatives and other activities in the operation and construction of projects
- Climate Change and Energy Efficiency Program.
- Legislative, regulatory, and doctrinal monitoring.



Technological Risks: Improvements or technological innovations that accelerate the transition to cleaner fuels.

Implemented Measures:

- The Presidential Committee approved GEB's innovation strategy in December 2021.
- Generating alliances to innovate in biogas and hydrogen.
- Conducting hydrogen pilot projects and biogas value chain studies.



Market Risks: Increased raw material prices (with high carbon footprint, e.g., cement, steel, copper, etc.) for infrastructure construction.

Implemented Measures:

- Anticipated negotiations with suppliers to mitigate the effect of reasonable price increases for raw materials.



Reputation Risks: Inadequate identification and management of potential risks and opportunities associated with climate change.

Implemented Measures:

- Sustainability policy.
- Sustainability strategy.
- Drills with the community, coordination with local authorities in case of emergencies.

Chronic Risks: Long-term changes in climate patterns that deteriorate the gas transport infrastructure and require adaptation to uncertain and volatile climatic conditions.

Implemented Measures:



- Regular inspections of infrastructure are done through ILI technology tours and other techniques.
- Climate Change and Energy Efficiency Program.

The estimated financial implications of the mentioned risks are:

- Legal Risk: USD 3,32 M (14.126.600.000 COP)
- Technological Risk: USD 3,52 M (14.977.600.000 COP)
- Market Risk: USD 3,75 M (15.937.500.000 COP)
- Reputation Risk USD 3,20 M (13.616.000.000 COP)
- Acute – Chronic Risks: USD 3,67 M (15.615.850.000 COP)

On the other hand, we have also identified two clear opportunities in climate change: the development of the alternative energy market, such as hydrogen and biogas, and the increase in demand for natural gas as a transitional fuel. Both are market opportunities with positive annual financial implications estimated at COP\$14,977,600,000 (USD 3.52 M) and COP\$15,956,250,000 (USD 3.75 M).

Future Goals:

Design and implement climate change adaptation plans for 50% of our infrastructure.



Ara severus Loop Vasconia - El Camilo Influence Zone

Biodiversity Protection



(3-3) At TGI, we have committed to preserving biodiversity and caring for ecosystems in the areas where we carry out our activities and projects. Our goal is to achieve net-zero deforestation across all our operations. Additionally, we pledge to refrain from undertaking activities that may cause negative impacts in areas recognized as World Heritage Sites and in protected areas designated as categories I to IV by the International Union for Conservation of Nature (IUCN).

(304-2) While our operations do not generate significant impacts on biodiversity or ecosystems, at TGI, we have developed environmental programs and policies aimed at promoting strategies and guidelines for environmental sustainability. These actions contribute to the development of the biodiversity strategy that the company proposes to conserve biological resources and avoid actions such as deforestation, habitat fragmentation, pollution, and biodiversity loss that could potentially occur in infrastructure construction activities for the transportation of natural gas, such as pipelines, compression stations, and terminals.



(304-1) Operational sites owned, leased, or managed located within or adjacent to protected areas or high biodiversity value zones outside protected areas (SASB EM-MD-160a.2) Percentage of land owned, leased, or operated within protected conservation status areas or habitats of endangered species.




Saimiri cassiquiarensis
Cusiana - Monterey

Operation Type	Size of operational site in km2	Value of Biodiversity, characterized by the attributes of the protected area or the high biodiversity value zone outside the protected area.	Value of Biodiversity, characterized by appearing on protected lists.	Of the places evaluated in the last five years, how many are near critical biodiversity and what is the total area of these places?	Places with a biodiversity management plan and the area covered by these biodiversity management plans.
LAM0034 Ballenas Barrancabermeja Gas Pipeline	1,265	Terrestrial ecosystem	AICA, BST, RUNAP	1,265	LAM0034 Ballenas Barrancabermeja Gas Pipeline
LAM0054 Central Los Llanos La Belleza Vasconia A. Gas Pipeline	1,133	Terrestrial ecosystem	AICA, BST, RUNAP	1,133	LAM0034 Ballenas Barrancabermeja Gas Pipeline
LAV003-12 De la Sabana Gas Pipeline	0,244	Terrestrial ecosystem	RUNAP	0,244	De la Sabana Gas Pipeline
LAM0069 Operation and Maintenance of the Central East Gas Pipeline	2,916	Terrestrial ecosystem	AICA, BST, PÁRAMO, RUNAP	2,916	LAM0069 Operation and Maintenance of the Central East Gas Pipeline
LAM0138 Operation and Maintenance of the Central East Gas Pipeline	0,004	Terrestrial ecosystem	BST	0,004	LAM0138 Operation and Maintenance of the Central East Gas Pipeline
LAM0230 Gas Pipeline From Campo Cusiana to Monterrey and Romales, Aguazul, Tauramena	0,293	Terrestrial ecosystem	BST	0,293	LAM0230 Gas Pipeline From Campo Cusiana to Monterrey and Romales, Aguazul, Tauramena
LAM0278 Cusiana - Porvenir Gas Pipeline	0,046	Terrestrial ecosystem	BST	0,046	LAM0278 Cusiana - Porvenir Gas Pipeline
LAM0299 Western Gas Pipeline and 47 Mariquita and Cali Distribution Branches	1,062	Terrestrial ecosystem	AICA, BST, PÁRAMO, RUNAP	0,517	LAM0299 Western Gas Pipeline and 47 Mariquita and Cali Distribution Branches
LAM0548 Ramales De Boyacá Gas Pipeline	0,517	Terrestrial ecosystem	RUNAP, PÁRAMO	0,517	LAM0548 Ramales De Boyacá Gas Pipeline
LAM0640 Morichal - Yopal Gas Pipeline	0,030	Terrestrial ecosystem	RUNAP	0,030	LAM0548 Ramales De Boyacá Gas Pipeline
LAM0951 Apiay – Villavicencio – Bogotá Gas Pipeline	0,079	Terrestrial ecosystem	RUNAP, PÁRAMO	0,079	LAM0951 Apiay – Villavicencio – Bogotá Gas Pipeline
LAM1461 Ramales, Piedemonte Llanero Gas Pipeline	0,126	Terrestrial ecosystem	BST	0,126	LAM1461 Apiay – Villavicencio – Bogotá Gas Pipeline
LAM2501 Playa Roja - San Vicente De Chucuri Gas Pipeline	1,262	Terrestrial ecosystem	AICA, RUNAP	1,262	LAM2501 Apiay – Villavicencio – Bogotá Gas Pipeline

During 2023, we formulated the company's biodiversity strategy, which is currently under review, and its first version is expected to be published in the first quarter of 2024.

Our purposes with this policy are:

- To promote the conservation and sustainable use of biodiversity in the areas influenced by the construction, operation, and maintenance of TGI projects.
 - To identify and prioritize strategic ecosystems, conservation initiatives, and regulatory compensation obligations in these areas.
 - To update compensation protocols focusing on sustainable biodiversity management and its ecosystem services.
 - To coordinate multisectoral cooperation to implement actions to increase environmental heritage in these areas.
 - To establish procedures and monitoring indicators to ensure sustainable biodiversity management in all TGI activities.
- To ensure the disclosure of biodiversity management data and the systematization of geographic information based on the Task Force on Nature-related Financial Disclosures (TNFD) framework.



Cusiana Gas Pipeline - Monterey

In 2024, as part of implementing the biodiversity strategy, a workshop will be held with the Presidency Committee, where progress and work plans will be presented.

Commitment to No Deforestation.

With the firm objective of carrying out our operations and minimizing the impact on biodiversity, we have proposed actions that preserve the environmental conditions of the ecosystems where we operate. These actions contribute to meeting our compensation goals and support our commitment to zero net deforestation.

The implementation of our biodiversity strategy is crucial for this purpose. However, to achieve sustainable products and processes, all links in our

supply chain must collaborate and commit; all share this responsibility. Each stage of our value chain has challenges that require TGI to be actively involved in its implementation.

We seek to achieve zero net deforestation by applying management measures to prevent, mitigate, correct, or compensate for impacts associated with deforestation. This notion implies reducing gross deforestation through reforestation or rehabilitation of forested areas, balancing forest conversion to other land uses, and transitioning other land uses to forests. The goal is to achieve a neutral balance between these changes, resulting in zero net deforestation.

Biodiversity Risk Assessment

The biodiversity risk assessment at TGI is based on compliance with the terms of reference established by the Ministry of Environment and Sustainable Development. This assessment is conducted after locating and describing the project and characterizing the abiotic, biotic, and socioeconomic aspects. In 2024, we will begin preparing to identify risks and opportunities associated with biodiversity within the TNFD framework.

Our environmental impact studies of the gas pipelines include project characterization, environmental zoning, and risk assessment. We have also updated information on flora and fauna in our operating areas. For 2024, we plan to keep updating the status of these components in our operating areas.

We use normative methodologies and the CONESA methodology defined in the "Methodological Guide for Environmental Impact Assessment." In our risk management, we consider different aspects and levels of impact in evaluation matrices that cover environmental, social, economic, and direct impacts on gas transport operations.

The risks associated with biodiversity and dependence generally correspond to using natural resources such as forest harvesting activities, which impact the modification of the landscape and the species of flora, as well as the temporary displacement of fauna.



We have evaluated and standardized environmental impacts through the "Environmental Importance Index," considering present and future conditions in our project areas.


We have identified the following risks and impacts related to biodiversity:

- Alteration of vegetation cover: related to changes in the extent, shape, and distribution of vegetation covers as a result of a project, work, or activity that generates:
 - Decrease in covers,
 - edge effect,
 - Fragmentation of covers, among others.
- Alteration to terrestrial fauna communities: changes in fauna communities as a result of a project, work, or activity that generates:
 - Changes in composition, structure, and function,
 - Fauna displacement, and
 - changes in trophic chains, among others.
- Alteration to hydro biota, including aquatic fauna: changes in hydro biota communities (aquatic fauna, vertebrates, fish, benthos, macrophytes, periphyton, plankton) as a result of a project, work, or activity that generates:
 - Alteration of aquatic populations and/or communities,
 - Alteration in the number of species,
 - Changes in composition, abundance, and diversity, among others.

Mitigation Actions


(SASB EM-MD-160a.3)

Based on the identification of these impacts (risks) related to biodiversity, at TGI, we have defined a series of measures and activities focused on the prevention, mitigation, correction, and/or compensation of the possible risks to which fauna and flora, as fundamental components of biodiversity, may be exposed due to our activities:




Avoid:

We strive to reduce our dependence on resources such as water by replacing hydrostatic tests with alternative methods. In some operating areas, we use rainwater to decrease the extraction of water sources. Additionally, we avoid using expanded polystyrene materials in food transportation and take measures to prevent forest harvesting in certain areas.



Reduce:

We use rainwater in specific areas to reduce the demand for fixed and surface sources. We also limit the logging of authorized trees, thus reducing our impact on forest harvesting.




Restore:

We implement measures such as isolating forest plantations and reforestation with native species as environmental compensation. These actions result in ecosystem restoration and ensure their long-term continuity.



(304-3) Regenerate:

Our activities in forest establishments promote natural regeneration by changing vegetation cover. For example, on the 13 hectares of La Esperanza property in Tauramena and the 3.62 hectares of Hacienda El Tirol in Zarzal, Valle del Cauca, we encourage succession processes in vegetation cover to accelerate regeneration.



Transform:

By acquiring ecologically valuable lands that are allowed to compensate for our impacts, we seek to transform important areas for biodiversity. Our goal is to convert affected areas into protected and fully conserved zones.



(304-3) Protected or Restored Habitats

Location of the protected or restored habitat	Size of the area protected or restored by direct actions of the company (ha)	Is there collaboration with a third party to protect and restore this area?	Current status of the area and describe the main advances	Methodology or standards used
Casanare/Tau ramena	13	This protection was done in collaboration with the property owner.	Reforestation was established approximately 11 years ago in the "La Esperanza" property	The ArcGIS tool was used with information from the shape of the established polygon, which is isolated and overlaps with the shapes of the protected areas from environmental authorities.
Valle del Cauca/Zarzal	3,62	Property Owner	Biological corridors were established at "Hacienda El Tirol."	Control points were taken at the establishment of each corridor, starting, ending, and intermediate points, generating polygons and area calculation in the ArcGIS tool.

Additionally, at TGI, we identified species that have reports from the International Union for Conservation of Nature (IUCN) list in contrast with the operating areas. We maintain the values from 2022 since no new studies have been generated in which these identifications are made. However, TGI will carry out an update of information for the 2024 period regarding its operating areas concerning the presence of species in the ecosystems where operations are conducted and their respective threat category:

304-4 Species from the IUCN Red List and species from the national conservation list with habitats in areas affected by operations

Threat Category	2020	2021	2022	2023
Critically Endangered	0	0	13	13
Endangered	25	7	136	136
Vulnerable	57	18	143	143
Threatened	25	8	99	99
Least Concern	452	854	2020	2020

Future Goals

- Develop and implement TGI's Biodiversity 2.0 strategy.



Manizales Colombia

Responsible use of resources



At TGI SA ESP, we are firmly committed to taking a proactive role in environmental preservation and promoting responsible use of natural resources in all our operations. We recognize the importance of conserving natural resources for current and future generations and commit to taking concrete actions to minimize our environmental impact.

(303-1) Regarding water use, at TGI, we carry out activities for its consumption, mainly domestic use, in our operations and maintenance. The supply mainly comes from aqueducts in our influence areas. Seeking to reduce our impact on the water resource, we capture rainwater through the roofs of our facilities. This water is channeled into a reservoir for later use for bathrooms, equipment cleaning, and irrigation. All our projects have implemented environmental measures for water management. These measures focus on preventing and mitigating impacts on the water resource.

To assess the impacts of our activities on the water resource, we adopted the Conesa Fernández Vitoria Methodological Guide. Although this methodology generates numerical results, it is based on a qualitative evaluation of impacts, considering categories and assigning values according to their magnitude.

In relation to the water component, all impacts are classified as irrelevant or moderate in terms of their environmental significance.

Additionally, we have a Water Efficient Use and Savings Program. This program optimizes water use in our operational, maintenance, and dismantling activities. It includes actions such as:



Solar Panels

(303-2) Regarding water discharges, we currently do not directly discharge them to soils or bodies of water. We manage wastewater treatment through authorized third parties.

However, some of our facilities have soil discharge permits granted by the Environmental Authorities. If required, we have designed Risk Management Plans for Discharge Handling for these permits, following current environmental regulations. These plans ensure the technical and operational safety of the discharge system, avoiding impacts on the environmental and social surroundings in case of its activation.

(303-3) Water extraction by source				
Unit	2021	2022	2023	
Groundwater freshwater	Megaliters	0,50	0,40	0,31
Third party water (municipal supplies)		2,01	1,61	1,79
Total water consumed		3,01	2,01	2,1
Groundwater freshwater	Millions of cubic meters	0,00050	0,00040	0,00031
Third party water (municipal supplies)		0,00201	0,00161	0,00179
Total water consumed		0,00301	0,00201	0,0021

The company does not consume water from surface sources or seawater.

Circular Economy



In TGI, we recognize the imperative to adopt sustainable practices that reduce environmental impact, maximize the efficient use of resources, and minimize waste generation. Our company is committed to driving innovative and strategic waste management practices, continuously seeking opportunities to improve and optimize our processes to minimize our environmental impact and positively contribute to the communities in which we operate.

Our Integrated Waste Management Plan is our roadmap to ensure proper waste management, covering its cycle from initial production to subsequent utilization, treatment, and disposal. In this way, we aim to reduce the possibility of causing harmful risks to human health or the environment arising from inappropriate waste management practices.

Solar Panels



Main Pipeline Mariquita - Cali 83

(306-1) Waste generation is a significant factor in our operations at TGI SA ESP. During the operation and maintenance of gas pipelines, as well as in the execution of construction projects related to our planned facilities, solid and liquid waste is generated. These wastes are produced due to the presence of personnel in specific tasks, equipment operation, and the execution of projects that align with our natural gas transportation business.

The impacts associated with waste generation are closely linked to our gas transportation operations, requiring specific actions to operate the pipelines, carry out geotechnical works, build new facilities, and undertake specific projects that support the demand for natural gas and contribute to our business.

(306-2) We have implemented specific actions through an Integrated Waste Management Plan to address these environmental challenges. This plan includes everything from initial segregation to final disposal and/or utilization of waste. Among the actions, the following stand out:



Socialization of the Integrated Waste Management Plan with all involved parties at our workplaces to ensure proper waste management.



Practices for waste circularity aimed at maximizing resource use and integrating waste into our supply chain.



Development of a methodological guide for sustainable purchasing to incorporate sustainability processes from pre-contractual stages.



Management of final waste disposal through authorized waste managers with environmental licenses and rigorous monitoring through audits and continuous support from the Environmental Subdirector team.

Additionally, we have implemented tracking formats for waste quantity control matrices and managed collection requests to efficiently identify and manage the waste generated in our activities. These actions allow us to implement management measures in line with waste generation at different stages of our gas transportation process.

At TGI, we do not transport hydrocarbons; consequently, we do not generate spills, losses, or discharges of such materials.

(306-3) Types of waste generated in metric tons

Type of waste	Hazardous or Non-Hazardous	Generating operations	2023
Usable	Non-hazardous	Administrative, Operation and Maintenance	1,75
Usable Organics	Non-hazardous	Administrative, Operation and Maintenance	0,55
Unusable	Non-hazardous	Administrative, Operation and Maintenance	5,6
Solid RESPEL	Hazardous	Operation and Maintenance	21,05
Liquid RESPEL	Hazardous	Operation and Maintenance	635,16

(306-3) Generated Waste	2020	2021	2022	2023
Total hazardous waste (Tons)	NE	NE	545.26	656,21
Total non-hazardous waste (Tons)	NE	NE	6.59	7,9
Total waste generated by the organization (Tons)	861,65	579,60	551.85	664,11
Reduction goals	NA	NA	NA	It will be defined in 2024 within the framework of the Circular Economy Strategy

(306-4) Waste not intended for disposal	Method	Unit	On-site	Off-site	Total
Hazardous waste	Preparation for reuse	Ton	0	0	0
Hazardous waste	Recycling	Ton	0	0	0
Hazardous waste	Other valorization operations	Ton	635,16	0	635,16
Hazardous waste	Total	Ton	635,16	0	635,16
Non-Hazardous waste	Preparation for reuse	Ton	0	0	0
Non-Hazardous waste	Recycling	Ton	1,75		1,75
Non-Hazardous waste	Other valorization operations	Ton	0	0	0
Non-Hazardous waste	Total	Ton	1,75	0	1,75
Total	Total	Ton	636,91		636,91

(306-5) Waste destined for disposal	Method	Unit	On-Site	Off-Site	Total
Hazardous waste	Incineration(with energyrecovery)	Ton	0	0	0
Hazardous waste	Incineration (withoutenergy recovery)	Ton	0	0	0
Hazardous waste	Transport to a landfill	Ton	0	0	0
Hazardous waste	Other disposal operations	Ton	21,05	0	21,05
Hazardous waste	Subtotal	Ton	21,05	0	21,05
Non-Hazardous waste	Incineration(with energyrecovery)	Ton	0	0	0
Non-Hazardous waste	Incineration (withoutenergy recovery)	Ton	0	0	0
Non-Hazardous waste	Transport to a landfill (organic recyclables)	Ton	0,55	0	0,55
Non-Hazardous waste	Transport to a landfill (non-recyclable)	Ton	5,60	0	5,60
Non-Hazardous waste	Other disposal operations	Ton	5,60	0	0
Non-Hazardous waste	Subtotal	Ton	0	0	
Total	Total	Ton	27,2	0	27,2

Future Goals

- Define and approve the circular economy strategy and work plan.
- Implement the first circular economy project.

Our commitment to people

05

Energy that transforms lives and generates development

At the heart of our operation lies a solid commitment to people, the creation of shared value, and the well-being of all our stakeholders. This chapter details our dedication to customer satisfaction, human talent management, health and safety at work, the protection of human rights, and close relationships with neighboring communities. Beyond being a responsibility, we consider these aspects as fundamental pillars that drive the success of our company while strengthening the bonds of trust and collaboration with those around us.

Customer satisfaction is essential in our business philosophy and represents a crucial indicator of the quality of our services. Likewise, human talent management focuses on attracting, engaging, and retaining the best professionals, allowing us to promote an inclusive, enriching, and safe work environment that fosters each collaborator's personal and professional development. Health and safety at work are imperatives that safeguard the well-being of those who are part of our company. Additionally, protecting human rights is an unbreakable premise that we embrace; we promise to respect and defend the fundamental rights of people involved directly or indirectly in all our operations. Moreover, the close relationship with neighboring communities reflects our commitment to open dialogue, active collaboration, and joint development, recognizing the importance of generating a positive impact in our environments. These aspects not only define our commitment to social responsibility but also form the foundation upon which we build an ethical, sustainable company that seeks to enrich the lives of those around us.

Successful Customer Management



(3-3) At TGI, we are committed to the energy transition, and to achieve this, we are aware of the importance of our commercial activity in the progress and well-being of the country. Our work positively impacts society and the environment by providing natural gas transportation to a wide variety of industrial and commercial customers in multiple areas of the country. In this way, we contribute to replacing polluting energy sources with more sustainable alternatives, favoring the reduction of the environmental impact generated by energy consumption.

Managing our relationship with customers is intrinsically linked to regulations and standards, which can generate both positive and negative impacts. These impacts are subject to regulatory changes established by the Ministry of Mines and Energy, delegated by the Energy and Gas Regulation Commission (CREG).

Our framework for commercial action is governed by CREG resolutions, which define contractual regulations, tariffs, and remuneration principles in the transportation of natural gas, considered an essential Public Service. First, we seek to guarantee reliability and attention to end-users, although these regulatory frameworks can also imply financial risks by regulating tariffs and remunerations.

Additionally, extreme weather events such as the El Niño or La Niña phenomena and major natural forces can influence the relationship with customers and operations. In the areas of environment, people, and human rights, our impact is positive, as we establish contractual clauses that require our customers to comply with our policies and safety, health at work, data protection, and environmental regulations.



Bogota Team

To address these aspects, we have implemented specific measures and policies:



This management approach ensures compliance with regulations, attention to users, and effective response to regulatory events and climatic situations while guaranteeing integrity, transparency, and quality in providing natural gas transportation service in Colombia.



Citygate Manizales

New Business

We develop our commercial strategy on two main fronts:

- Generation of New Demand: focused on the industry and promoting sustainable mobility.




Industry: We have reached out to companies with whom, in partnership with the distributor for the transition to natural gas, we finance part of the conversion by showcasing the environmental and economic benefits. In 2023, we acquired five new industrial clients who made this transition, recognizing the benefits of natural gas in their decarbonization and energy transition strategies. Additionally, we achieved incremental volume due to new consumption from the Petrochemical segment (7,000 kpcd).



Mobility: We have reached agreements with natural gas vehicle distributors so that light vehicle owners can convert to natural gas. This generates environmental and economic benefits for end-users due to the price difference with gasoline. In 2023, we achieved an incremental volume in mobility of 13,310 kpcd, resulting from the conversion of 11,000 plates and the entry of 954 new CNG-dedicated cargo vehicles in sectors such as food and construction.

- **Midstream Projects:** We provide transportation solutions through pipelines between production fields and our infrastructure to connect the natural gas source with our transport system. These types of businesses grow our infrastructure and generate higher revenues. We also seek alternative solutions to pipelines to evacuate gas from producing fields. Additionally, we operate and maintain pipelines, city gates, or client operation sites, assisting them technically.



	2020	2021	2022	2023
Total Customers	44	40	40	42

Customer Satisfaction

Customer Satisfaction: We measure our customers' satisfaction annually to identify improvement opportunities and strengths in our management. **At the beginning of 2023, we set the goal of increasing the quality service satisfaction indicator, achieved with a historical rating, thanks to the improvement plan initiated the previous year.**

This plan focused on achieving closer customer relationships, for which we conducted regulatory and

contractual training sessions. We also held work meetings with our control area to understand and improve operational aspects. We resumed face-to-face visits with customers, which had been suspended in 2020 due to the declaration of a state of emergency due to the COVID-19 pandemic. Additionally, we conducted a virtual forum in September 2023, providing training on specific operational topics that our customers had queried

Highlighted Aspects by Customers in the Latest Evaluation:



Improvement of reputation



Transparency in handling requests



Advice and technical level of TGI professionals



Compliance, interest, and service attitude



Response times for requests

(Propio 55) Calidad del servicio	2020	2021	2022	2023
Service quality perception	8,1	7,7	8,2	8,8
Expected goal	8,5	8,5	8	>8
Percentage of surveyed users	100	94	91	97

Future Goals:

- Achieve excellence ranges (greater than or equal to 8) in TGI's service quality measured by the National Consulting Center.
- Secure a minimum of 2 new midstream businesses.
- 1000 new dedicated vehicles (CNG replacing diesel).
- Secure the renewal of a minimum of 145 contracts for 2025.

Talent Management



(3-3) We manage our human talent recognizing the significant and positive impacts on society and our stakeholders. Developing skills within our team strengthens our workforce, expands opportunities for employees and the company, and allows us to respond to environmental challenges. Valuing and promoting diversity and inclusion enriches our

organizational culture while contributing to a more equitable, respectful, and human rights-conscious society. This responsible management improves the quality of life for our employees and positively influences our community, fostering equal opportunities and respect for diversity. Thus, we lay solid foundations for a more fair and human labor and social environment.

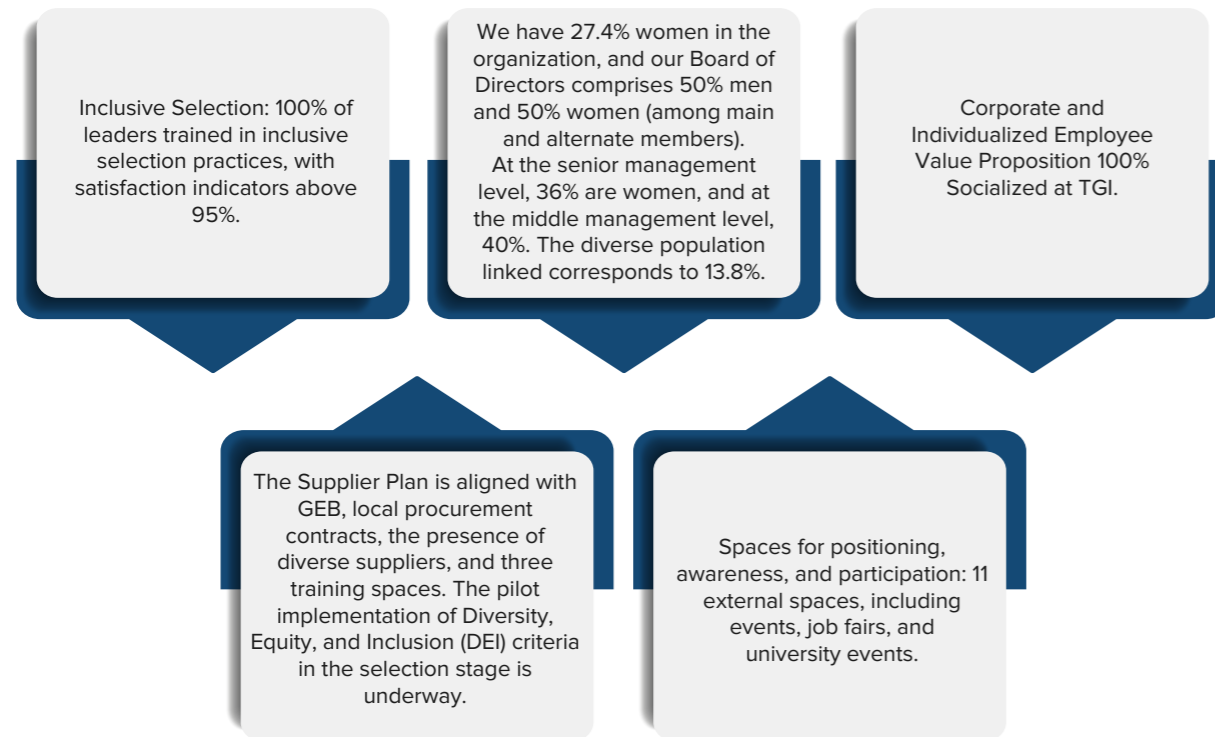
Our Human Talent

(2-7) General labor indicators	Unit	2020	2021	2022	2023
Total number of collaborators	Number	457	462	455	431
Number of men with an indefinite-term contract	Number	337	336	328	312
Number of women with an indefinite-term contract	Number	113	119	123	117
Number of indefinite-term collaborators	Number	450	455	451	429
Number of men with a fixed-term contract	Number	3	4	1	1
Number of women with a fixed-term contract	Number	4	3	3	1
Number of fixed-term collaborators	Number	7	7	4	2
Number of men with another type of contract	Number	0	0	0	0
Number of women with another type of contract	Number	0	0	0	0

(2-7) General labor indicators	Unit	2020	2021	2022	2023
Number of collaborators with other types of contracts	Number	0	0	0	0
Percentage of fixed-term collaborators	Percentage	1,5%	1,5%	0,8%	0,5%
Percentage of indefinite-term collaborators	Percentage	98,5%	98,5%	94,5%	99,5%
Percentage of collaborators with another type of contract	Percentage	0,0%	0,0%	0,0%	0
Total number of men	Number	340	340	279	313
Total number of women	Number	117	122	98	118
Men percentage	Percentage	74,4%	73,6%	74,0%	72,6%
Women percentage	Percentage	25,6%	26,4%	26,0%	27,4%
(2-8) Workers who are not collaborators and whose work is controlled by the organization.	Number	N.D.	N.D.	N.D.	334
(2-30) Collective bargaining agreements: Total number of employees covered by collective agreements	Number	329	328	323	345
Percentage of employees covered by collective agreements	Percentage	72%	71%	71%	80%

Talent Attraction and Retention

During 2023, we continued to work on attracting and selecting talent as part of the TGI employee experience and employer brand. With our stakeholders, we developed the following aspects that reflect our goals:



(401-3) We offer benefits beyond legal requirements, prioritizing people and incorporating actions that allow for the emotional, mental, and physical balance of employees and their families, aligned with our corporate values and culture. At TGI, we have:



Manizales District Team

Bogota Team

(401-1) New hires and employee turnover

Hiring rate by age, gender, job category, nationality, and ethnicity	2023	
	Men	Women
Under 30 years	3,57%	7,14%
Between 31 and 50 years	46,43%	39,29%
Over 51 years	3,47%	0%
Senior management	7,14%	0%
Middle management	7,14%	7,14%
Advisor	7,14%	0%
Professional	25%	35,71%
Support	7,15%	3,57%
Ethnic/Racial Minorities	10,59%	

Employee hiring	2020	2021	2022	2023
Number of new hires	11	25	29	28
Percentage of vacancies filled with internal candidates	20%	44%	62,1%	57,1%
Average hiring cost per employee.	N.D.	N.D.	\$ 19.881.640	\$ 13.946.281

Employee Turnover by Diversity Characteristics

	Men	Women
Total employee turnover rate	4,6%	2,3%
Employee turnover rate - Under 30 years old	0,23%	0,23%
Employee turnover rate - Between 31 and 50 years old	2,55%	1,39%
Employee turnover rate - Over 51 years old	1,86%	0,70%

Employee Turnover by Job Category

	2020	2021	2022	2023
Employee turnover rate - Senior Management	1%	4%	2%	0,5%
Employee turnover rate - Middle Management	4%	5%	1%	1,6%
Employee turnover rate - Advisor	0	1%	0	0
Employee turnover rate - Professional	3%	10%	5%	3,7%
Employee turnover rate - Support/Assistant	2%	4%	0%	1,2%
TOTAL turnover rate	2,19%	5,19%	8,13%	6,96%
Employee turnover rate due to voluntary resignation	1,31%	3,4%	4%	3,94%

Training and Development

At TGI, one of our priorities is the development of capabilities and competencies in our human team to leverage the business's present and future. Our commitment lies in the professional growth of our employees, recognizing that having an exceptional team is fundamental to achieving strategic goals. We actively work to train effective leaders

at all levels of the company, empowering our employees to become transformative leaders. This enables them to advance in their own development and that of their teams. We provide the necessary tools to face the challenges of the sector and industry, ensuring the continuity and sustainability of our business.

To manage the development of our employees, we focus our efforts on:



Establishing individual development plans for each employee through actions focused on comprehensive growth aligned with their daily activities, mentoring and/or executive coaching, and training.



Designing and implementing the Women's Leadership School for all women in the organization, aimed at enhancing their skills and providing tools for women to be agents of change and transform the organization, the territory, and the business, contributing to making TGI a diverse and inclusive company.



Building the Succession Plan for critical and key positions that support the continuity and sustainability of the business.



Collaborative work through team alignment to strengthen team cohesion, self-development, and leadership ownership.



Manage the Training Plan to develop human and technical skills focused on leveraging knowledge management, strengthening business continuity and operations, and training effective and competitive leaders for the organization.



Building the Corporate University as a self-managed learning platform to impact employees through cross-cutting and key business training.



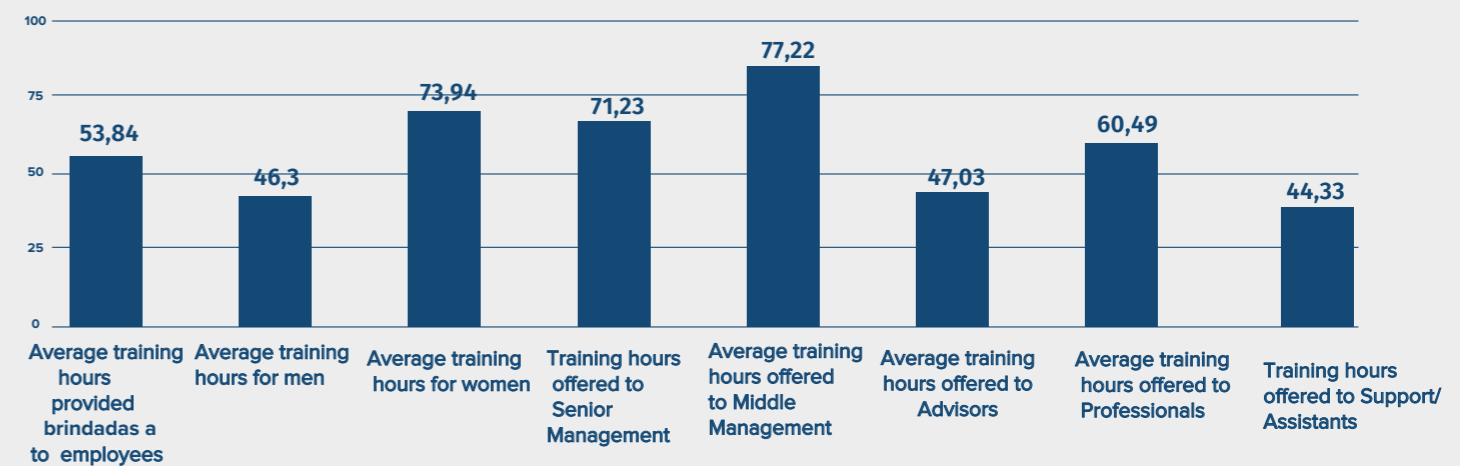
Developing the executive team towards a high-performance team, with the aim of embracing leadership style and building a common purpose.

Our competency model is the basis for the design of our training and development programs:



(404-1) Average training hours

2023



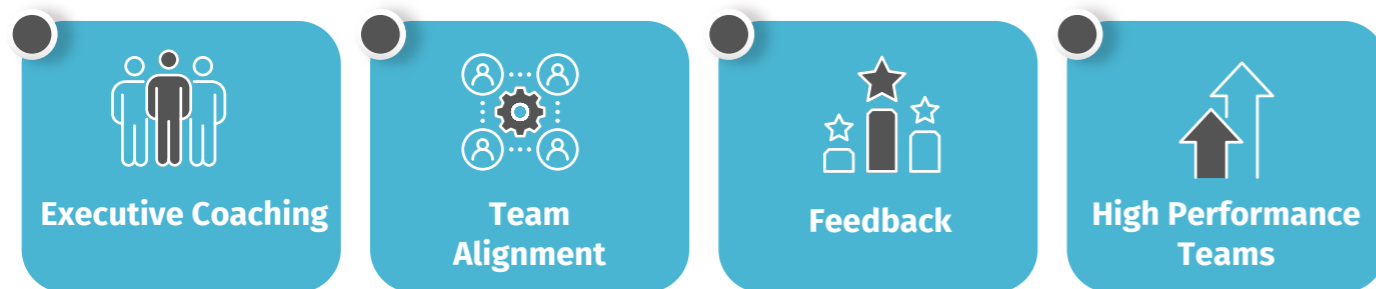
Additionally, the company manages performance through an objective-based model according to each employee's contribution level and aligned with the fulfillment of the corporate strategy, and under the SMART methodology, which allows for establishing specific, measurable, achievable, and challenging objectives.

The average amount invested in training for each impacted worker was COP\$2,247,536.

Leadership Cluster

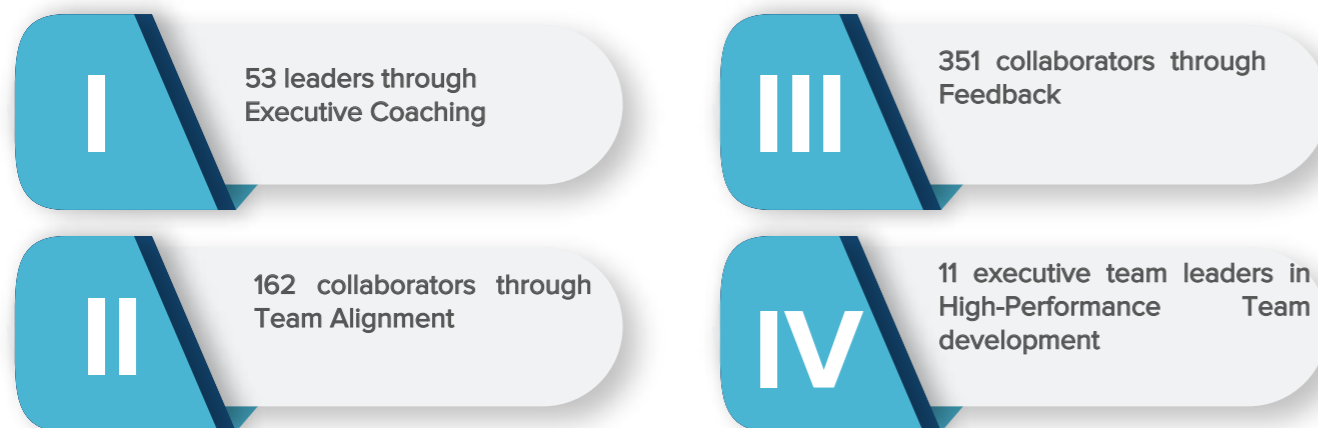
One of our key programs is the Leadership Cluster, designed to equip our leaders with the necessary tools to face business challenges, improve their skills, and develop their teams. This program focuses on competencies such as self-development, change mobilization, effective communication, goal achievement, and teamwork, which are essential to achieving the company's vision.

The Leadership Cluster comprises the following strategies:

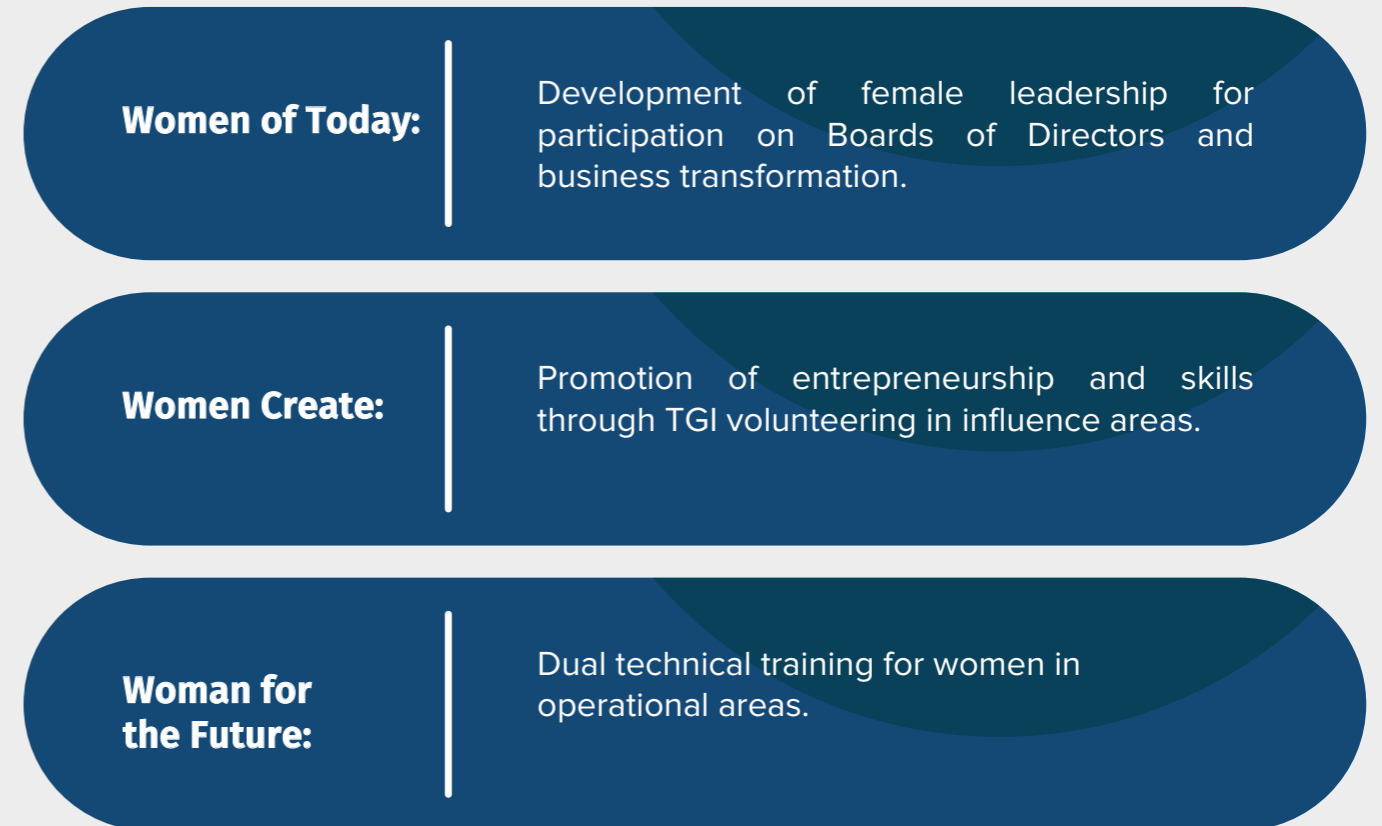


The program's benefits focus on strengthening team cohesion, enhancing leadership, providing feedback tools, improving employee performance, strengthening their capabilities, and contributing to the company's productivity and efficiency.

We have managed to make part of this process:



The **Women's Leadership Program** aims to enhance skills and provide tools for women to be change agents in the organization, community, and business, contributing to diversity and inclusion at TGI. This program focuses on three lines of action:



The benefits include training women to take on internal and external leadership roles, promoting leadership in local communities, and closing the gender gap in traditionally male roles.

So far, the impact of these programs has been:





Open Doors

Finally, the development and performance process is articulated using a 360° multidimensional performance evaluation for all TGI collaborators.

This evaluation yields results that allow mapping of the organization's talent based on their potential, performance, and skills, thus building the action plan for skill development.

(404-3) 100% of our workers in all job categories are evaluated at least once a year using a multidimensional evaluation methodology. This methodology includes:

- **Objective setting (systematic use of agreed measurable objectives)**
- **Multidimensional Performance Evaluation (e.g., 360-degree feedback)**
- **Formal comparative classification of employees within a job category**
- **Agile conversations (an unstructured approach to managing employee performance and development throughout the year)**



Open Doors

Diversity, Equity, and Inclusion

Open Doors is part of the organization's sustainability strategy and culture. Through our commitment to equity within the organization, we aim to increase economic, reputational, and consumer engagement.

By being inclusive, we firmly believe that we respect people's individuality and, thus, promote human rights.

We are transparent in our relationship with our diverse stakeholder groups, providing opportunities without gender, age, race, ethnicity, or sexual orientation bias. We have defined expected behaviors in this area to ensure this commitment through our Diversity and Inclusion Policy.

Diversity and Inclusion Policy

Open Doors is a solid commitment to sustainability, which is part of our DNA, and in which we have given significant importance to our stakeholder groups based on four work fronts:



1. Talent attraction with a focus on diversity



2. Suppliers, communities, and linked families



3. Mobilizing leaders



4. Empathetic team connected with diversity, equity, and inclusion goals

In addition to the awards received, our results demonstrate the commitment and progress we have made in recent years:

PAR Measurement 2023: Compared to 2022, we grew by 2.2 with a current score of 89.3.

WEP Measurement 2023 (89%): We are maintaining our leadership category and have grown by 7% compared to the 2022 measurement.

Closing compliance with the SIG Equity with indicators above 90%.

Women in the Workforce	2023	Goal	Year of Goal Achievement
Percentage of women in the workforce	27,38%	30	2025
Percentage of women in managerial roles, including junior, mid, and senior (as % of total people in managerial roles).	39%	40	2025
Percentage of women in senior managerial roles (maximum two levels below the CEO).	36%	37	2025
Proportion of women in revenue-generating managerial roles.	44%	ND	ND
Percentage of women in STEM roles (STEM: Science, Technology, Engineering, and Mathematics) relative to the total number of people in STEM roles.	24%	ND	ND

(405-1) Diversity in the workforce	2020	2021	2022	2023
Percentage Under 30 years (Women)	2%	3%	2%	2%
Percentage Under 30 years (Men)	4%	4%	2%	2%
Percentage Under 30 years (Total)	6%	7%	4%	3%
Percentage Between 31 and 50 years (Women)	19%	20%	21%	20%
Percentage Between 31 and 50 years (Men)	51%	50%	47%	47%
Percentage Between 31 and 50 years (Total)	70%	69%	67%	67%
Percentage over 51 years of age (Women)	5%	5%	5%	5%
Percentage over 51 years of age (Men)	20%	20%	24%	24%
Percentage Over 51 years old (Total)	24%	25%	29%	30%

Workforce Diversity: Race/Ethnicity, Nationality, Disability, and Sexual Orientation	% of staff	% of all management positions (including junior, mid-level and senior level)
Foreign nationality	0	0
Afro	8,78%	0
Mixed Race	0	0
Indigenous	1,8%	0
White	0	0
Other	0	0
Percentage of workers with disability	0	0
Percentage of employees who belong to an ethnic/racial minority	10,6%	0
Percentage of employees who identify as part of the LGBTIQ+ community	2,77%	ND

Pay Equity **Women** **Hombres**

Executive level (base salary only)	\$56.286.508	\$53.822.996
Executive level (base salary + other cash incentives)	\$68.692.055	\$65.685.584
Management level (base salary only)	\$23.671.854	\$24.036.334
Management level (base salary + other cash incentives)	\$29.443.052	\$29.896.393
Non-management level (base salary only)	\$8.989.138	\$8.056.081
Currency	COP	COP
Scope	100%	100%

To ensure that we achieve our objectives related to human talent management, we use a variety of supervisory tools, including:

- Primary Committees of the Vice Presidency
- Strategic metrics
- Regular reports on risk management
- Wave tool to monitor strategic initiatives
- SIG Equipares indicators to evaluate the effectiveness of the Integrated Management System
- Tracking Matrixes

Organizational culture

Since 2020, in a collaborative effort with the company 'My People,' we recognized the vital importance of 'culture' as an enabler of strategy. Together, we chose to adopt the 'Competing Values Model (CVM)' by Cameron and Quinn at TGI, which identifies four types of organizational cultures.

The evaluation showed that to achieve the transformation toward the desired culture, we needed to incorporate elements that would allow us to drive innovation, creativity, agility, learning, and flexibility into our way of working as additional values to those already present.

During 2022 and 2023, we established the "growth indicator" to closely monitor progress towards the desired culture. To achieve this goal, we set out to:

1. To facilitate the transition towards an adhocratic culture and maintain elements of the Market culture, promoting innovation, flexibility, collaborative work, and change management in our behaviors.
2. To improve our understanding of TGI's cultural values and apply them to our daily actions.



Main HQ Collaborators

By achieving these objectives, we will build and consolidate the necessary culture for the transformation and sustainability of our business, and we will also strengthen our connection with the organization, thereby increasing our commitment. The actions we have undertaken have had a positive impact:



We understand and embrace the dynamics of our organization in a changing environment, adopting behaviors aligned with transformation.



The adhocratic behaviors we've been working on continue to influence our organizational strategy and our work at TGI.



By positively impacting our collaborators, we drive the organization's purpose and strategy. This positively affects the national economy and the relationships with different stakeholder groups and communities and aligns us with the changing global environment.



The internalization of values among our collaborators positively impacts their families, communities, and, ultimately, society at large.



Main HQ Collaborators

Main HQ Collaborators

TGI Collaborators

The implemented actions have improved several fundamental aspects:

Workplace Safety and Health:
Collaborators' perception of workplace safety and health has increased by 18%, reaching an 82% score.

Service Quality:
The service quality evaluation improved by 0.6 points compared to 2022, marking the highest score in the last seven years.

Diversity, Equity, and Inclusion:
We obtained the AEQUALES Certification, which recognizes our commitment to discrimination-free work environments, valuing the potential of all individuals.

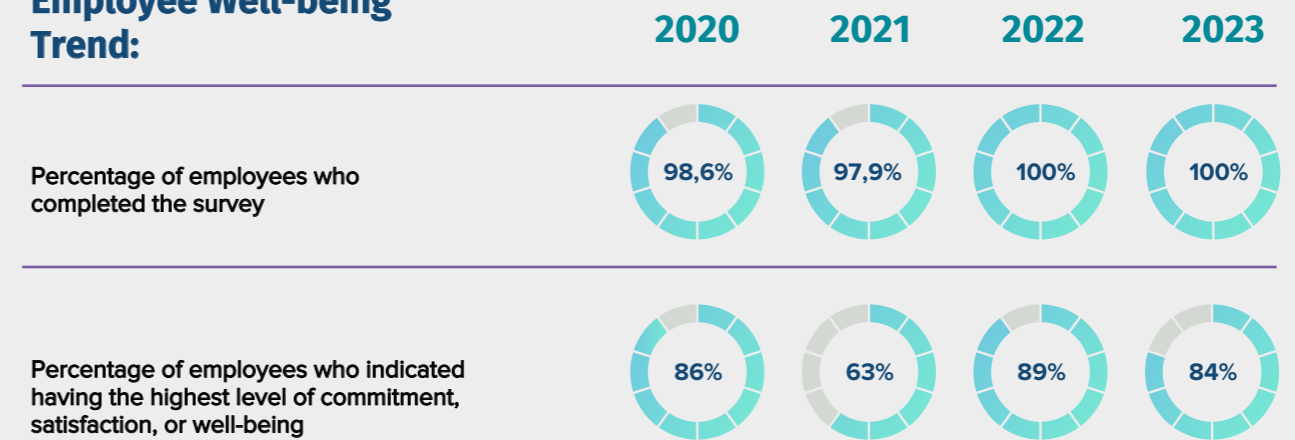
Collaborators are now more willing to explore new ideas and approaches.

Leadership:
Our leaders have demonstrated greater flexibility and have empowered their teams in decision-making, turning mistakes into learning and development opportunities.

Teamwork and Interdepartmental Collaboration:
Thanks to our pillar strategy, we have strengthened collaboration between areas through interdisciplinary teams, overcoming barriers to achieve common objectives.

Sustainability:
We experienced an 8-point improvement in the S&P 2023 Corporate Sustainability Assessment.

Employee Well-being Trend:



The survey applied to workers addresses the components of purpose and happiness.

Future Goals

- Increase by 0.2% to achieve 22.98 in the adhocracy level according to the results of the OCAI MY PEOPLE culture strength.
- Maintain 81% of the leadership effectiveness dimension from the climate and commitment survey.
- Attract diverse talent by conducting a 2024 diagnosis of labor inclusion for people with disabilities.
- Grow 15% vs. 2023 results in the gender and diversity category of the Par-Aequales measurement.

Health and Safety at work



(3-3) In managing health and safety at work, we prioritize protecting and promoting the well-being of all our collaborators. We conduct periodic risk assessments to identify potential hazards and implement preventive measures. This approach not only preserves our team's physical and mental integrity but also enhances the quality of life in the work environment. Maintaining high safety standards reduces the incidence of accidents and fosters a work environment where occupational diseases are prevented. Our commitment to proactive health and safety management positively impacts our collaborators' protection and creates a safer, healthier, and more productive work environment for everyone.



Bogota Collaborators

(403-1) (403-8) To continue fulfilling this purpose, TGI has a Safety and Health Management System (OSH) aligned with current Colombian regulations and the requirements of ISO 45001:2018. Through this system, we manage, under the precautionary principle, the risks, impacts, and opportunities arising from our activities. The TGI Collaborators' SST management are presented to the First Life Committee, the Presidency Committee, and the Board of Directors. This management system covers 100% of our workers, contractors, and work sites.

We annually evaluate the effectiveness of the OSH through:

Internal and external audits of legal, regulatory, and contractual requirements.

Audits carried out from the GEB.

Selfassessment processes.

Assessment based on the 11 Vision Zero practices.



Bogota Collaborators

(403-2) Risk Identification

We use the Colombian Technical Guide GTC 45 to identify hazards and assess risks in the activities of our employees and contractors. This methodology allows us to establish intervention measures, including elimination, substitution, and operational controls, to analyze and mitigate risks. These processes are part of our annual Occupational Health and Safety work plan, supporting critical risk management, preventive medicine, epidemiological surveillance, and industrial safety.

Each workplace has a Hazard Identification and Risk Assessment Matrix (HIRAM), updated annually and after relevant changes. We conduct risk analyses before any activity through a Safe Job Analysis (SJA), considering geographical, climatic, and social conditions, ensuring safe execution.

We implement 5 proactive practices; REMPAC, Lessons Learned, MORC, ODC, and Life-Saving Rules, used to prevent workplace accidents highlighting visible leadership in the operation and execution of these. We also implement practices such as Authority to Stop Work (ASW) where any worker can stop a task to safeguard the life and integrity of people.

We have a clear procedure for managing incidents, accidents, and occupational diseases, with analysis tools like Fishbone and TapRoot, as well as regular meetings to review corrective and preventive actions.



Gas Padua Compression Station Equipment



Bogotá Collaborators Team

(Propio 61) During 2023, we conducted 205 workplace inspections for employees engaged in telework in the autonomous and supplementary modalities. From these inspections, we identified risks associated with the musculoskeletal system, mostly of a postural nature, which are managed through training programs for prevention.

(403-4) 100% of our workers are represented by occupational health and safety committees and participate in the risk identification and control establishment process through:

- COPASST and Workplace Coexistence Committee
- TOA Card (Risk Observation and Assurance Card)
- HIRAM and SJA Procedure Participation Surveys
- Work Accident Investigation Team



Open Doors

Through these mechanisms, workers can raise their concerns and recommendations regarding issues such as:

- OSH needs and expectations
- Definition of the OSH Policy
- Assignment of responsibilities and roles
- Compliance with legal requirements
- Definition and planning of Objectives
- Vendors Management
- Monitoring, measurement and evaluation of OSH objectives
- Audit Scheduling
- Continuous improvement

(403-7) This risk identification process and the proper implementation of actions to mitigate their impact and likelihood of occurrence promote the development of a risk management culture at all levels of the organization, generating trust among its workers, contractors, shareholders, and stakeholders.

(403-5) Prevention Training

We offer training programs in safety and health, including inductions, talks, and risk analysis workshops to develop competencies in risk identification and management, reducing accidents. We have participation and consultation mechanisms to identify hazards and report risky situations, encouraging the detection and reporting of unsafe acts through the TOA tool.

We have also developed an annual training plan based on the specific risk analysis of the activities carried out by our team. This program aligns with our Occupational Health and Safety policy and objectives, aiming to reduce accidents and strengthen the necessary skills to carry out our tasks safely.

Courses, workshops, and talks are designed based on critical risk management and preventive medicine programs, addressing areas such as mechanical, electrical, chemical risks, work at heights, work in confined spaces, and road risk, among others. We deliver these training sessions in person or virtually, using videos, digital platforms, or with the assistance of instructors. We allocate financial resources and use the budget provided by the ARL for these training sessions.

These training sessions take place during working hours and are supervised by SST professionals. We assess their effectiveness through physical or digital tests to ensure our team's understanding. We schedule these activities monthly in the Detailed Work Plans (PDT) of each collaborator, ensuring mandatory attendance and monitoring to ensure coverage.

In 2023, we implemented Vocational Learning Units (UVAE) certified by the Ministry of Labor. These spaces offer training in real operating environments for high-risk jobs, allowing our collaborators to develop skills and abilities in tasks at heights and confined spaces. Upon completion, our collaborators are trained to assess risks and apply necessary controls to ensure the task's safety.



Villavicencio Compression Station Collaborator

(403-3) (403-6) Health and Well-being

At TGI, we promote the comprehensive well-being of our workers. To achieve this, we schedule and execute health and well-being promotion activities, led by our SST and Employee Experience areas:

- **Healthy Habits Program:** Focused on prevention and promotion of good nutrition, healthy habits, and exercises for the family. We carry this out through the Healthy Wednesdays strategy, promoted through emails and virtual talks.
- **Public Health Prevention Talks:** Theoretical-practical sessions on breast cancer prevention, prostate cancer, colon cancer, and sexually transmitted diseases. These talks are also promoted via email and conducted through virtual meetings.
- **Emotional Well-being Plan:** Well-being activities through our compensation box, where collaborators and their families have access to face-to-face or virtual talks or activities, as well as agreements with companies for physical conditioning.

Additionally, we have a Preventive and Occupational Medicine program that includes three (3) Epidemiological Surveillance Systems and two (2) Programs to take care of our collaborators' health. The objective is to guarantee their physical, mental, and social well-being, protecting them from occupational risks and placing them in suitable work positions according to their health conditions. Our program consists of:

- An Occupational Health medical team that monitors our collaborators' health, promoting healthy habits and favorable working conditions
- Strategic alliances with contractor companies that provide medical exams, vaccination, special assessments, and advice on reintegration or post-disability.
- Support and advice from ARL professionals, such as physiotherapists, speech therapists, and psychologists, to strengthen our health program.
- A health insurance policy that provides additional medical services and follow-up on specific cases.



Cogua District Collaborators

2023 Results

(403 - 9) Work accident injuries

(403 - 10) Occupational ailments and illnesses

Type of employment relationship



Employees

Indicator	Unit	2023
Number of deaths resulting from a work-related injury	Number	0
Number of injuries due to work accidents with major consequences (not including deaths)	Number	0
Number of recordable workplace accident injuries	Number	1
Rate of deaths resulting from a work-related injury	Index	0
Injury rate due to work accidents with major consequences (not including deaths)	Index	0
Rate of registrable accidental work-related injuries	Index	1.07
Severity index	Index	102.60
Number of deaths resulting from an occupational illness or disease	Number	0
Number of registrable occupational ailments and diseases	Number	0
Number of hours worked	Number	935.645,04
Number of deaths resulting from a work-related injury	Number	0
Number of injuries due to work accidents with major consequences (not including deaths)	Number	0
Number of registrable accidental work-related injuries	Number	1
Rate of deaths resulting from a work-related injury	Index	0
Injury rate due to work-related accidents with major consequences (not including deaths)	Index	0
Rate of registrable accidental work-related injuries	Index	0.48
Number of deaths resulting from an occupational illness or disease	Number	0
Severity index	Number	33,76
Number of registrable occupational ailments and diseases	Number	0
Number of hours worked	Number	2.108.364,28



Vendors



Padua Compression Station Collaborator

Safety and health performance at work

	2020	2021	2022	2023
Employees LTIFR	0	2,13	1,07	1,07
Vendors LTIFR	0,68	0,93	1,12	0,47
Employee Fatalities	0	0	0	0
Vendors Fatalities	0	0	0	0

At TGI we assess and report events with loss of time, in accordance with the guidelines of the international standard OSHA 300.

Future Goals

- Achieve accreditation from the Ministry of Labor for excellence in our Occupational Health and Safety Management System.
- Improve the management of security incidents in processes by integrating guidelines for investigating incidents into the existing incident investigation procedure.
- Enhance the risk analysis of processes (RAP) by keeping the matrix updated with the inventory and planning of RAPs for each of the industrial assets.
- Keep the operational risk tracking matrix updated with the breakdown for each action plan and ensure its management.
- Obtain recognition in Honoris from the CCS - Colombian Security Council.

Human Rights Protection

(3-3) As a company committed to respecting and safeguarding human rights, at TGI, we recognize the significance and profound impact that our proper management of these rights has on society and stakeholders. In our operations in rural areas of Colombia, where we interact with direct workers, contractors, and diverse communities, we understand that the proper safeguarding of human rights not only strengthens our business practices and prevents negative impacts on our operations but also contributes to collective well-being. Our periodic review of the human rights risk management process ensures a safe and fair working environment while promoting sustainable development and respect for human dignity in all our interactions. We are committed to this ongoing work, knowing it is essential for social fabric and equitable progress in the communities where we operate.

In the context of our relationships with Stakeholder Groups, we have defined a **Human Rights Policy**, under which we commit to comply with, protect, and promote respect for human rights through due diligence.

This policy has been approved by the Board of Directors, is available on our website for all our stakeholders, and applies to all our operations and business relationships. In its implementation, we pay special attention to vulnerable groups, including children, women, indigenous communities, ethnic groups, and communities in the area of influence.

Additionally, we have a **Diversity and Inclusion policy** that establishes the principles and general guidelines to promote and maintain a workplace and corporate culture free from all discrimination and committed to equal rights, responsibilities, and opportunities between men and women.



Rural Gasification Project
Punto Nacional



Interactive Classrooms
Projects Agustín Codazzi

(408-1) (409-1) Under this policy, neither in our own operations nor in those of our contractors do we tolerate forced or compulsory labor nor the engagement of child labor at any stage of our value chain.

To manage this issue, we work on four fronts:



We also have various mechanisms, processes, and instances to safeguard respect for human rights:

- Sustainability Committee
- Labor Coexistence Committee
- Ethics and Compliance Program
- Occupational Health and Safety Committee
- Diversity and Inclusion Committee
- HSEQ and Social Manual for Contractors
- Environmental Management Plan
- Environmental Reports to Competent Authorities
- Social Management Plan, among others



Project She is Energy at La Guajira

Due Diligence

In 2021, we conducted a risk and impact analysis in the territories where we have a presence, using various sources of information for data collection and impact recognition. The weaknesses and vulnerabilities identified were organized considering economic, social, and environmental risks and their potential influence in these areas. We identified 107 vulnerabilities grouped into eight (8) main risks that, unlike usual, are interconnected with each other.

RISK	CONTEXTUALIZATION IN THE INDUSTRY	DESCRIPCIÓN
Overvaluation of the economic resource	An industry-specific risk that turns companies into references for regional development, often overriding the vocation, traditions, and culture of different scales.	The use of the economic resources available to the organization for operations, remediation, and/or compensation for caused impacts.
Supply Chain: Formalization and Training	Operational improvement of supply chain actors - Supply chain agility in response to sector or industry changes.	The supply chain has low competencies, minimal training, and is highly regionalized.
Minimum Legal Standards	Compliance with the legally required minimum standards is essential for participating as a sector actor. It keeps the company in a comfortable position.	Organizational fear of engaging in dialogue with stakeholders, especially external ones, focusing on good practices.
Social License	Promises or commitments to the community, especially in socialization processes that are unfulfilled or escape the organization's proper management.	Due to the eagerness to start an activity, work, or project, the company does not budget social license costs into project costs.
Taking Advantage of a Dominant Position	Being a prioritized sector at the national level can lead to the under-empowerment of other organizations that are part of the sector or territory's supply chain.	A power asymmetry that creates negative dependencies beyond the company's social purpose exists.
Institutional Management	Internal and external articulation of the organizational vision, creating territorial value for business and sector development and growth.	Articulation, socialization, and implementation of management processes within the Human Rights and Due Diligence framework.
Supply	Recognition of Shared and Solidarity Responsibility that goes beyond the contractual relationship with the supply chain.	Alignment from the elements of the Human Rights and Due Diligence management system.
Handling Labor Competencies	The sector has a high expectation of well-being for employees during work, their compensation plan, and retirement plan, extending to the supply chain.	Increase in the discretion of job functions and labor competencies beyond what is defined in the job roles manual.

100% of our operations and first-level suppliers underwent reviews or human rights impact assessments. Measures to control and mitigate identified risks were implemented in all cases.

This process applies to the following population groups:



Based on the results obtained, we have designed a management model that includes cross-cutting actions aligned with our strategic objectives based on the Guide to Interpreting the UN Guiding Principles on Business and Human Rights:



(2-24iii) The mitigation measures implemented include the adoption of policies and manuals applicable to our processes and external stakeholders, such as sustainability policy, social investment program, "networks" program, and sustainable development programs; implementation of the HSEQ and social manual, including the obligation to hire local labor and local suppliers of goods and services; and contractor training.

Complaints about community impacts related to contractor conduct:	2021	2022	2023
Total number of complaints received regarding community impacts related to contractor conduct:	13	24	7
Resolved complaints number	13	24	3

At the close of this report, we are conducting a new human rights due diligence exercise, which consists of several stages. The risk assessment and identification of potential human rights impacts will cover four essential aspects for the company: the supply chain, business relationships, labor practices, and communities in the eight municipalities defined by our company for this purpose. This analysis will allow us to identify human rights impacts, the company's level of involvement, and the severity of these impacts. Between 2023 and 2024, we will carry out activities such as:

- 01** Context analysis to better understand human rights issues in TGI
- 02** Field information gathering through interviews with stakeholders and TGI staff
- 03** Subsequent evaluation and analysis of information to determine human rights impacts.

Once these impacts are identified in the eight municipalities, we will develop an Action Plan to address them. We expect to have the results of this impact assessment on company activities and business relationships by 2024.

(411-1) In 2023, no cases of violations of the rights of indigenous peoples or communities that have become judicial processes or have been subject to legal actions were identified or reported.



Manizales Colombia

Our 2023 Management:

- We extended our progress and best practices in Human Rights to our supply chain, ensuring consistency in the relationships between our suppliers' and contractors' employees and between them and the communities through two theoretical-practical workshops led by the Ideas for Peace Foundation.
- We included the risk of Possible Violation of Human Rights as a strategic Human Rights risk in TGI's Strategic Risk Matrix. This process received approval from the Board of Directors. The risk was assessed as low; however, possible causes, consequences, and controls were identified to prevent and mitigate any risk related to human rights.

(Propio 67 - Human Rights Training for Employees and Contractors)



(2-24 iv) In 2023, two theoretical-practical workshops on Human Rights were conducted for TGI's suppliers and contractors, totaling 3 hours. The training was certified by the Ideas for Peace Foundation (FIP) and aimed to address human rights issues and their relationship with the value chain. The workshops included the following topics:



Number of training sessions on Human Rights and Gender for local communities	2020		2021		2022		2023	
	Human Rights	Gender	Human Rights	Gender	Human Rights	Gender	Human Rights	Gender
	0	0	7	0	20	14	16	10

Human Rights and Gender Training for Local Communities:	Human Rights	Gender
		32
Number of training hours		
Topics Covered:	Gender Equality and Human Rights Ethnic Diversity	Domestic Violence Women's Empowerment Gender Equity Prevention of Sexual Abuse Leadership



(410-1) Number of people trained in Human Rights	2022	2023
 Public Force, surveillance and private security companies	0	0
 Employees and Vendors	10	335 TGI collaborators 25 collaborators from 16 TGI vendors
Total	10	355

(410-1) Number of hours in Human Rights training:	2022	2023
(2-24 v) Number of hours dedicated to training on policies or procedures about human rights in operations	4	6
Number of employees trained in Human Rights	0	335
Total number of employees	455	431
Percentage of employees receiving Human Rights training	0%	78%

Future Goals



Community Engagement and Development

(3-3) Effectively implementing our sustainability strategy requires understanding and managing relationships with our stakeholders, especially with the more than 1,100 communities we interact with. Guided by our corporate values of Integrity, Collaborative Work with Individual Responsibility, Results Focus, Life First, and Empathy, we seek to strengthen relationships with these groups to mitigate impacts that may affect people's lives and territories.

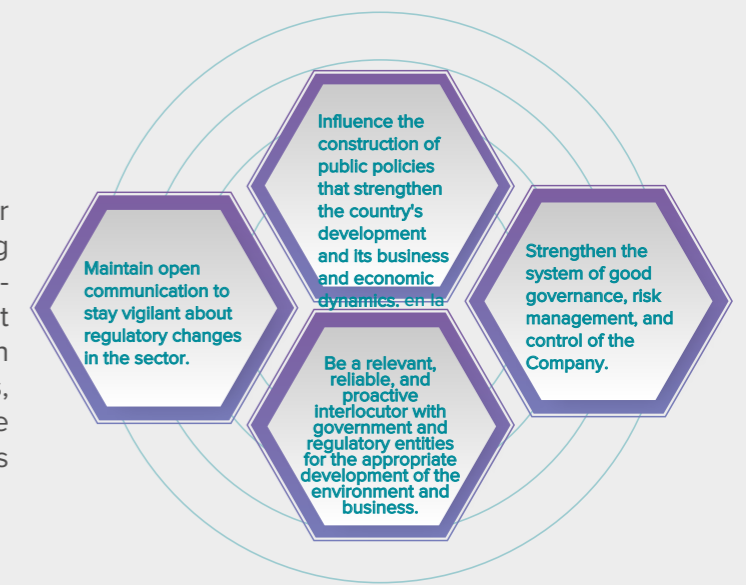
Our commitment to communities involves facilitating and strengthening genuine and transparent relationships, ensuring capacity development, and promoting progress and quality of life in the areas where we operate. We aim to position our role as a significant actor for social development and the well-being of individuals.

The impacts of our operation encompass both positive and negative aspects in communities. On the one hand, our company's presence generates benefits such as local employment, provision of goods and services, development of social infrastructure projects, and support in road matters. At the same time, we manage potential negative impacts that may arise from community concerns, such as risk perception or insecurity due to the infrastructure for the transportation and handling of Natural Gas.



Manizales Community

In this context, we establish specific policies for our relationship with external stakeholders, including municipal, civilian, and military authorities and non-governmental organizations. One of our standout policies is the Stakeholder Engagement Guide, which identifies stakeholders, sets relationship objectives, and defines interaction mechanisms to consolidate mutually beneficial relationships. This guide invites us to:



Another policy is the intercultural relationship protocol, which seeks to ensure genuine, ongoing, and transparent engagement with ethnic groups located in the areas of influence and due diligence in identifying actual or potential adverse impacts and their management measures.

We carry out concrete actions, such as implementing interaction strategies like "Sumemos," which prioritizes relationships with social leaders, coexistence workshops with infrastructure and risk management, and the execution of social projects in areas such as clean energy, education, economic development, and female leadership.

Our social management plan contains actions to maintain constructive community relationships. This plan has three strategies:



Each investment line promotes a strategic project in its order; Social Gas aims to bring clean energy to rural areas. Since 2020, over 6,000 people have enjoyed natural gas connections in rural areas within our area of influence. By the end of 2027, this number will reach 15,000.

Interactive Solar Classrooms is the education line project. The project involves installing and delivering 44 solar classrooms impacting six departments: Antioquia, Cesar, Bolívar, Valle, La Guajira, and Risaralda, benefiting over 22 thousand rural students. Between 2020 and 2022, 2 classrooms were delivered in Risaralda and La Guajira Departments. In 2023, the installation of the remaining 42 classrooms began. The importance of this project lies in its ability to contribute to closing the technological and educational gap between urban and rural areas. Finally, we will work to close gender gaps with our female leadership and entrepreneurship project, which has impacted 288 women from rural and urban areas of Colombia with training in organization, leadership, socio-emotional skills, and entrepreneurship. In 2023, 18 of the 42 classrooms planned for the year were delivered due to delays due to security situations in the territories and delays in import processes. It was not possible to deliver 100% of the planned classrooms. However, the remaining 22 were delivered in February 2024.

Finally, within the framework of the Social Management Plan and as part of the actions for risk identification and mitigation, a strategy was designed to ensure community coexistence with TGI infrastructure. This strategy aims to manage and mitigate potential risks associated with the gas pipeline operation to strengthen the response capacity of neighboring communities to the gas transportation infrastructure in the event of an emergency, with the goal of preventing and mitigating harmful effects and/or damages to lives and property. Through this strategy, we have trained over 840 families and delivered equal family emergency response kits.

(203-1) (413-1) Social Investment for Shared Value Creation

Our social investments aim to generate collective progress and support narrowing social gaps to achieve a more equitable society. 100% of our operations have community participation programs based on their needs, community participation plans, and broad consultation processes that include vulnerable groups. These social investment programs are classified into **three types**:

Strategic Social Investment: closely aligned with corporate values, each strategic line of the PGS has a social project that receives annual resource allocation and becomes part of the company's annual Sustainability Route. A strategic investment and shared value project are consolidated in each PGS line.

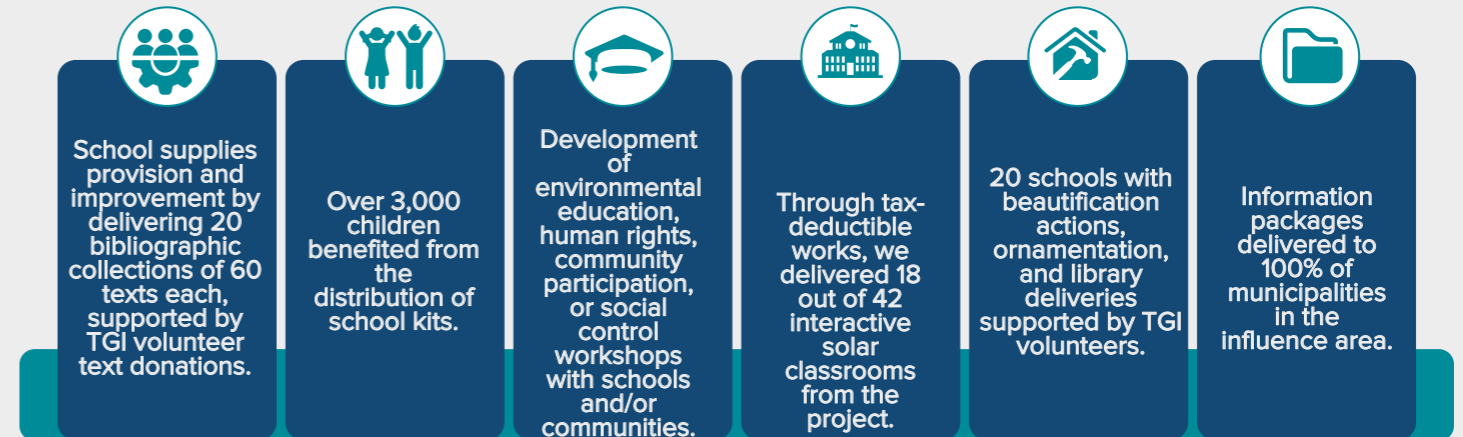
Social Investment for Operational Social Assurance: this investment is managed with communities through a participatory exercise that prioritizes the most relevant investments in each territory. The community plays a leading role in its prioritization and supports its social or financial development.

Social Relationship Investment: these are small investments aimed at contributing to the presence in the territory and generating a climate of trust in the communities.



We have three lines of social investment:

***Learning Networks** to contribute to the development of quality education. Projects developed under this investment line include:



Competitiveness Networks to boost local development by supporting initiatives for economic development, leveraging rural micro, small, and medium-sized enterprises, and developing capacities for social and economic organization, local supply, and economic autonomy, particularly for women. Projects developed under this investment line include:

Strengthening over 200 weaving women from La Guajira: Weaving with the Moon. Training and Certification of 288 women in leadership and entrepreneurship in two cohorts. The first cohort includes 216 women from the municipalities of Albania, Riohacha, Hatonuevo in La Guajira; Barranca de Upia, Acacias, Villavicencio in Meta, and Sabana Larga in Casanare. The second cohort consists of 72 women from the municipalities of Lérica, Armero, Guamo, Natagaima, and Mariquita in Tolima. Additionally, 40 women are undergoing entrepreneurial training from Puerto Boyacá.

Progress Networks contribute to local development and improve the quality of life for population groups through projects that strengthen road, community, recreational, and public service infrastructure in TGI's influence areas.

Rural gasification of 896 people in Zetaquirá and Puente Nacional Santander.

Road improvement in Puente Nacional, Güepsa, La Belleza, Florián in Santander, Briceño in Cundinamarca, Monterrey in Casanare, La Samaria in Villavicencio, and Mariquita in Tolima. Strengthening of social infrastructure with the provision and/or construction of community halls in 42 rural areas across the municipalities of: Puerto Wilches and Barrancabermeja in Santander; Puerto Boyacá and Otanche in Boyacá; Cangallo and San Pablo in Bolívar; Yondó in Antioquia; and Cogua in Cundinamarca.

Provision of family energy in Puerto Boyacá and Villavicencio. Support for the development of indigenous communities in La Guajira with the construction of sacred sites.

Improvement of water supply systems or basic sanitation in Manaure for the indigenous communities of Pancallematana and Soldado Paratebien; similarly in Honda Tolima, La Pizarra in Puerto Boyacá, and Servitá in Villavicencio.



Project She is Energy - Gira Tolima

(203-2) The social investment lines also aim to close gaps in access to services, education, and job opportunities. The development of rural gasification projects has a strong impact on family economies. Each family saves an average of 50,000 pesos on purchasing gas cylinders, as the reduction in gas payment was close to 75%. Additionally, with access to efficient and quality energy, coffee and cocoa enterprises have been strengthened by local baking and roasting. (413-1) We work on improving road infrastructure in the municipalities of Boyacá, Casanare, and Santander, creating conditions for the transportation and commercialization of agricultural products, especially fruits, coffee, and vegetables produced in the region.



Solar Interactive Boardroom Project

(Propio 70) Social investment total	2021	2022	2023
Mandatory investment value (COP)	144'547.651	15'485.769	\$ 24.200.000
Voluntary investment value (COP)	1.772'806.730	2.298.479.362	\$ 4.121.137.950
Number of beneficiaries	11.537	20.414	39.517

TGI's voluntary social investment in 2023 amounted to \$4,121,137,950, impacting 39,517 people across 187 territorial units.

Propio 80- Social Return on Investment (SROI)	2020	2021	2022	2023
Total Benefited Population	28.313	11.537	20.414	39.517
Total Investment	USD 1.110.628	USD 512.240	USD 543.766	COP \$ 4.145.337.950
Net Benefit	USD 1.194.981	USD 142.869	USD 479.638	COP \$ 4.121.137.950
SROI	1,97	0,72	1,91	2,08



Ella es energía Project Mariquita

We favor open and two-way dialogue:

At TGI, we believe in the possibility of building opportunities for everyone through cross-dialogue. (Own 74) Although our projects have not required prior consultation processes, we maintain ongoing actions of socialization, information, and consultation with communities through the JACs and municipalities. Our community relations are guided by the Manual for Engagement with Interest Groups and the Protocol for Engagement with Communities and Territory Actors, both updated in 2021. These manuals and documents are implemented through a team of social professionals located in the different operational centers of the country, who manage and maintain ongoing communication with communities, authorities, and other territory actors.

We carried out 354 community meetings that impacted more than 3,600 people, including institutional actors. At these meetings, projects were socialized, their impacts discussed, and mitigation measures shared. At TGI, we believe in building opportunities for everyone through cross-dialogue.



Marsella Volunteer Work

(Propio 72) Institutional strengthening and dialogue sessions between the community and the organization. We conducted 95 institutional strengthening sessions, 91 sessions to socialize our risk and contingency management plans to strengthen the operational capacities of municipalities, and four training spaces with the municipalities of Neiva, Acacias, Villavicencio, and Barranca de Upía on project formulation, social control, and development with the assistance of the Antonio Nariño University. In the community setting, we have conducted 155 dialogue sessions with communities to:

- Strengthen capacities to coexist with infrastructure
- Identify and mitigate the impacts of our operation
- Consolidate opportunities for social investment and prioritize initiatives
- Strengthen commitments to respect human rights, social control, gender equality
- Develop and strengthen skills for environmental care..

Furthermore, we work closely with communities to identify needs, develop sustainable projects, and involve various stakeholders in their execution.

In 2023, we made progress in georeferencing indigenous communities, mainly in La Guajira, and developed an educational booklet on the history of the Altomira Reserve of the Emberá ethnicity in the Municipality of Marsella in Risaralda. This document aims to strengthen this community's ethnic recognition.

In 2023, operations with negative impacts on communities were associated with contingency responses in Güepsa, Florián, and La Belleza in Santander, as well as major maintenance works in Páez, Boyacá. The common denominator of these contingencies is the need to ensure the integrity of our gas pipeline, which intersects with the high social investment expectations of the territories, coupled with institutional fragility to drive development proposals for their communities.

(Propio 77) Number of forced easements	2020	2021	2022	2023
Number of forced easements	48	29	19	26
Number of people compensated for forced easements	109	56	35	47
Description of the compensation	Indemnización por uso y goce de franja de servidumbre de gasoducto y tránsito			
Total compensation value (COP)	791.321.621	424.260.175	238.305.461	\$484.477.385

Ella es energía Project Mariquita



Classrooms Project Agustín Codazzi- Cesar



Cogua Tree Planting Campaign

Nevertheless, in 2023, we reduced the number of hours affecting operations by approximately 67 hours compared to 2022. The annual target was to stay below a hundred hours, referencing the 48 hours of 2021. However, in 2023, there were a total of 63 hours of community blockades that hindered TGI's operations, especially in significant maintenance projects and emergencies. This issue arose due to several factors, including problems in information delivery, high expectations in procuring goods, services, and personnel, and limited community management by contracting companies

(PROPIO -75) Total number of acts of force affecting operations	2020	2021	2022	2023
Total number of days on strike	5	1	16	6
Number of projects on strike	2	1	3	3
Projects on strike locations	Florián - Santander Jesús María - Santander Puente Nacional - Santander	Miraflores - Boyacá	Barranca de Upía- Meta Sabanalarga-Casanare Villavicencio- Meta Neiva- Huila	Briceño- Cundinamarca Páez - Boyacá La Belleza y Florián Santander
Número de PQRS atendidas en tiempos establecidos	135	159	79	66
Number of Petitions, Complaints, Claims, and Suggestions resolved outside of established timeframes	41	11	15	32
Number of Petitions, Complaints, Claims, and Suggestions resolved inside of established timeframes	N.D.	159	79	7
Number of petitions resolved outside established timelines	N.D.	11	15	0

(Propio 79) Advisory Mechanisms

At TGI, we have a system to receive and manage PQRS through an exclusive email for communities and stakeholder groups. We also have an ethical channel to report alleged fraud, corruption, or unethical behavior, ensuring transparency and sustainability. This channel offers confidentiality and is managed by an independent third party.

Each meeting, Petition, Complaint, Claim, Suggestion, or workshop gives us the opportunity to get to know communities up close, respect their rights, understand their needs, and improve our actions at TGI. Additionally, we have 14 social professionals who advise and support communities, and we organize specialized spaces to address their concerns from a social management perspective.

Relationships with Indigenous Communities and Ethnic Groups

At TGI, we have defined a corporate protocol that ensures authentic and transparent relationships with ethnic groups in our areas of influence. It focuses on identifying and managing actual or potential impacts respecting their cultural identity, values, practices, and governance.

This protocol establishes clear principles for intercultural relationships:

- Act with sincerity
- Provide complete information
- Basing relationships on the principle of interculturality.
- Build relationships based on mutual respect and genuine recognition.
- Prevent ethnic conflicts through proper diligence.
- Contribute to social and economic development based on customs and traditions.
- Coordinate with government entities for the protection of human rights.



In 2023, a cross-cutting investment line focused on inclusion, equity, and diversity was formalized, covering ancestral actions with ethnic groups. It focuses on four approaches to working with these communities:

- **Territorial Focus:** Seeks equity to close urban and rural gaps and promote development in dispersed communities.
- **Gender Focus:** Strengthens capacities and generates opportunities for rural women and excluded sectors.
- **Lifecycle Focus:** Prioritizes actions for groups in vital stages, especially school-age children.
- **Ethnic/Racial Focus:** Equalizes opportunities for ethnic groups, supporting their cultural identity and avoiding discrimination.

Additionally, following a close relationship with ethnic groups, we have developed a participatory booklet about the history, practices, and aspirations of the Emberá community of the Altomira Indigenous Reserve. This process will strengthen their presence and facilitate interaction with other groups and institutions.

Resettlements

We have an involuntary resettlement and relocation manual, which defines the actions required to develop involuntary resettlement processes and relocations of social or productive units due to the execution of Projects and/or the company's operation.



Marsella Community

This manual indicates the required actions for a resettlement process adhering to the standards established in the World Bank's Involuntary Resettlement Policy 4.12 and the Inter-American Development Bank's Resettlement Policy OP 710. From the principles of the manual, efforts are made to minimize the impact on people and provide the best conditions for their resettlement, respecting their social, economic, and family requirements. The process includes a social, economic, and organizational diagnosis of the families to be resettled, the development of Resettlement Action Plans, accompaniment management with the Public Ministry, and follow-up actions and lessons learned.

During 2023, no physical or economic resettlement processes were carried out to develop the company's operational and construction activities.

(Propio 76) Physical and Economic Resettlement	2020	2021	2022	2023
Number of people physically resettled due to new projects	24	0	0	0
Number of people physically resettled due to expansion projects	0	0	0	0
Number of people economically resettled due to new projects	24	0	0	0
Number of people economically resettled due to expansion projects	0	0	0	0
Number of compensated people, including those who may be positively affected (for example, access to electricity, new job opportunities).	24	0	0	0
Compensation description	We recognize social factors in accordance with what is established in our Involuntary Resettlement Manual and the conditions of each social unit.			
Total compensation value (COP)	482.050.907	0	0	0



Rural Gasification Project in Puente Nacional

We promote local employment

(Propio) Through the HSE Manual for Contractors, which is crucial in contractual obligations with our suppliers, we provide guidelines for hiring qualified and unqualified local labor and prioritizing local goods and services during our operations.

In 2022, as part of our Open Doors strategy, we adjusted this manual to close the gender gap in a highly male-dominated environment. We promote that women fill 30% of the positions offered by our suppliers and that goods and services led by women, meeting technical and quality requirements, be prioritized in hiring.

We drive transformations through volunteering.

Our employees participate in volunteer activities framed within our social investment strategies. In addition to driving positive transformations for beneficiary communities, these sessions strengthen our values and organizational culture, sensitizing our workers to the social reality of the environments where we operate.

Volunteering	2023	2022
Investment made in volunteering	\$ 87.415.731,00	\$ 59.740.000,00
Number of workers who participated in volunteer activities	58	50
Number of hours dedicated to volunteering	469	392



Pradera Community

We measure the effectiveness of our management

We have developed a set of indicators, metrics, and goals to measure the effectiveness of our management:

Key social goals in TGI and % of achievement for 2023

Goal	% Achievement
100% of social investment projects related to SDGs	100%
100% of investment projects developed have a satisfaction survey applied to 10% of beneficiaries	A representative sample of 1,615 surveyed beneficiaries from projects in 9 municipalities (Cogua, Quetame, Villavicencio, Cáqueza, Barrancabermeja, Cantagallo, San Pablo, Yondo, Puerto Wilches) was conducted. 50% of the interviewed beneficiaries.
Number of people impacted by social investment resources	39.517
42 interactive solar classrooms installed and delivered	18 out of 42 classrooms
900 people benefited from rural gasification	896 people*
30% co-financing achieved compared to TGI investment	25.22%
Increase from 19% to 19.5% of women involved in TGI projects	19%
100 or fewer hours of blockages affecting operations	63 hours
200 women in leadership strengthening processes	288 women
60 TGI employees are part of the Time Bank and Volunteering	58
10 corporate volunteer days developed	18 volunteer activities carried out
Local suppliers contracted by TGI and registered	25 registered and 6 contracted
30 supported start-ups (training and materials)	100%

* 4 families decided not to proceed with internal connections.

We recognize that we still face challenges, such as improving communication with communities, optimizing risk management, and strengthening social investment channels to better align needs with the possibilities and capacities of the areas where we operate. We are committed to open dialogue and actively seek to integrate community contributions into our planning and innovation processes to improve our operational sustainability.

Future Goals

- Reach 1,000 beneficiaries with rural gasification projects
- Achieve 1 gasification agreement signed through Tax Works. Implement 15 science and innovation clubs, benefiting 200 girls in interactive classrooms
- Reach 300 young people benefited from the Guardians of the Environment project.
- By the end of 2027, we hope to have reached 15,000 people with natural gas connections in rural areas within our area of influence.

Solar Interactive Classrooms Project Agustín Codazzi



Annexes

TCFD Report

At TGI, we understand that climate resilience is built through identifying, monitoring, and effectively managing risks. In this line, we have adopted the recommendations of the Task Force on Climate-related Financial Disclosures (TCFD) to report consistently and effectively on the financial risks associated with climate change. This approach empowers us to:



Classrooms Project Agustón Codazzi- Cesar

In this regard, since 2020, the Board of Directors of Grupo Energía Bogotá (GEB) approved a corporate strategy that recognizes global, regional, and local energy sector trends, opportunities, and challenges. This strategy considers the transition to unconventional energies, new regulations and policies, and the impact of climate change. This strategy sets the action axes for the Group to contribute to Latin America's energy transition and social prosperity.

The Group's corporate strategy focuses on four strategic axes: transmission for the future, sustainable generation, gas for the future, and smart cities. These axes are designed to address the challenges of climate change in the energy sector and represent mitigation and adaptation actions.

In 2021, the sustainability strategy was approved to ensure the Group's and its subsidiaries' sustainable growth and contribute to an efficient energy transition with low carbon emissions. TGI, as a subsidiary of the Group, adopted the guidelines of this corporate strategy and defined specific actions, goals, and objectives to comply with these guidelines, framed today in our sustainability strategy Energy to Thrive.

Governance:

Under the leadership of the Board of Directors and Senior Management, GEB has promoted the adoption of best practices and the continuous improvement of the corporate governance structure, strengthening a culture of transparency, integrity, and accountability.

TGI has a Board of Directors and four support committees: Audit and Risk Committee, Corporate Governance, Sustainability and Human Talent Committee, Finance and Investment Committee, and Operational Committee. Two committees participate in climate change-related issues: the Audit and Risk Committee and the Corporate Governance, Sustainability, and Human Talent Committee, which meet quarterly to evaluate performances, including environmental performance and climate change management.

Through guideline 012 of June 14, 2023, we have established the formation of a Sustainability Committee. The main objective of this committee is to review, supervise, and make recommendations on environmental, social, and governance (ESG) programs and strategies in line with our corporate policies and GEB guidelines.

The committee is composed of:

Principal Members	Alternate Members
Vice President of Government Affairs and Sustainable Development	Land Management Director
Vice President of Human Talent and Administrative Management	Assurance and OSH Manager
Sustainability Director	Accounting Director
O&M Manager	
Legal Manager	
Project manager	
Government and Environment Affairs Manager	
Director of External Communications	

The Sustainability Committee, a pivotal part of TGI's operations, convenes regularly every two months. It bears the crucial responsibility of overseeing compliance with TGI's Climate Change Policy and tracking actions pertaining to climate change mitigation, energy transition, biodiversity, and circular economy. Its areas of focus are:



The planning of sessions and the monitoring of their compliance are carried out by the Planning and Performance Management team and are annually verified by the Internal Audit Management. This process ensures coherence and progress in the actions undertaken by the Sustainability Committee.

Likewise, from Senior Management, follow-up is done, and initiatives and policies that contribute to effective control of risks and harnessing climate opportunities are approved as follows:

Presidency: promotes natural gas as an energy source to ensure a fair and efficient energy transition. The presidency is supported by a Presidency Committee composed of company executives.

Vice Presidency of Government Affairs and Sustainable Development: This position leads, plans, and directs corporate policies to ensure the social and environmental sustainability of operations and the application of best environmental management practices. It also manages the measurement of the carbon footprint and guides the decarbonization strategy.



Solar Interactive Classrooms Project

Technical Vice Presidency: Directs the operation of natural gas transportation, ensuring availability, reliability, continuity, and integrity of the transportation network, as well as the control of GHG emissions and leads project management to ensure infrastructure improvement, business expansion, and the development of new projects with responsible social and environmental criteria.

Transformation Vice Presidency: Leads TGI's strategy and the development of initiatives that contribute to positioning the company as a leader in the energy transition. Establishes alliances to promote technologies related to hydrogen and biogas and identifies opportunities for hydrogen production, transportation, and blending, as well as CCUS (Carbon Capture, Storage, and Use) projects. It is also responsible for risk management and control.

Incentives related to climate change:

Within the company's strategic map and as part of one of the material issues, it has been defined that all collaborators would have the option to access a variable monetary incentive tied to the fulfillment of each worker's personal objectives and company strategic objectives. One of these enabling objectives corresponded to reducing the company's emissions by 7%.



Classrooms Project Agustín Codazzi - Cesar

Strategy

Due to the potential positive or negative impacts our operations may have on the environment and society, identifying, prioritizing, and evaluating transition risks, physical risks, and opportunities associated with climate change are strategic. For this initial exercise, climate risks and opportunities were analyzed against the scenarios defined by the International Energy Agency (IEA) and the Intergovernmental Panel on Climate Change (IPCC) in the short (2022-2030), medium (2030-2040), and long term (2040-2050).

The analysis of risk scenarios and the methodology considered:

Transition Scenario

- AIE NZE 2050
- AIE 2DS
- AIE B2DS
- AIE 450
- Safety Data Sheet from the IEA
- IEA's NDC or Nationally Determined Contributions
- Paz Verde
- DDP
- IRENA
- BNEF NEO
- NGFS (2°C and Below Scenarios)
- PASOS DE LA IEA (formerly IEA NPS) CPS de
- la AIE
- NGFS (Above 2°C Scenarios)

Physical Scenario

- CP 1.9 (or SSP1 1.9)
- RCP 2.6 (or SSP1 2.6)
- RCP 3.4 (or SSP4 3.4)
- RCP 4.5 (or SSP2 4.5)
- RCP 6.0 (or SSP4 6.0)
- RCP 7.0 (or SSP3 7.0)
- RCP 8.5 (or SSP5 8.5)

Temporal horizon		Description
Short term	Between 2023 and 2030	This time horizon aligns with GEB's Strategic Plan for 2030. It recognizes the industry's global, regional, and local context, the ESG dimensions, and their trends. It identifies the opportunities the group and its subsidiaries face to continue growing and playing a leading role in the energy transition and building conditions for prosperity.
Mid-term	2040	This medium-term horizon is defined by both GEB's corporate strategy horizon and national climate change guidelines.
Long Term	Between 2040 and 2050	This is defined in line with Colombia's Low Carbon Development Strategy by 2050. It guides government policies and actions, sectors, and territories aimed at building a climate-resilient future in Colombia and includes long-term specifications.

Climate risks and opportunities were analyzed using the scenarios established by the International Energy Agency (IEA) and the Intergovernmental Panel on Climate Change (IPCC). These scenarios are essential for assessing the likelihood of these risks and opportunities materializing, following the guidelines suggested by TCFD.

In its 6th report, the IPCC incorporated socio-economic aspects into climate scenarios. This addition allows for a more comprehensive assessment of the risks and opportunities associated with climate and the transition to a low-carbon economy. Socio-economic aspects are relevant because they can influence the success of climate strategies. Moreover, they enable hypothesis formulation and provide a qualitative understanding of the chances of various climate risks and opportunities occurring.

Climate Change Risks and Opportunities Analysis:

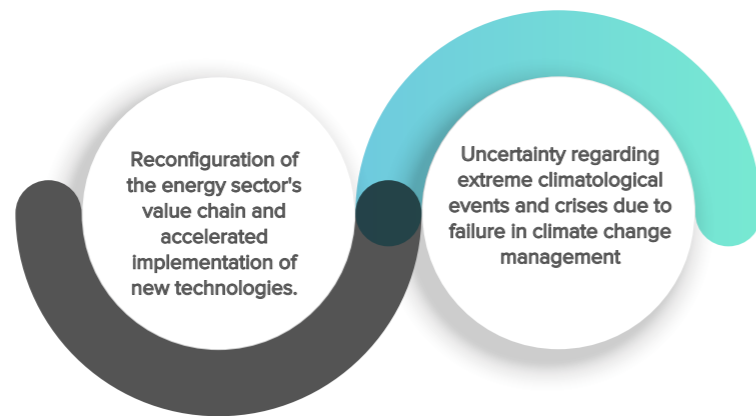
Transition Risks	Impact	Risk Management Measures	
Legal Risks	Policies, regulations, or laws increasing restrictions and requirements related to combating climate change (methane emission restrictions, carbon credit pricing, reporting on mitigation and adaptation actions, accelerated technology adoption)	<ul style="list-style-type: none"> - Increased operating and maintenance costs - Increased compensation and reporting costs - Increased pipeline construction costs - Loss of business profitability and competitiveness against other energy sources 	<ul style="list-style-type: none"> • Decarbonization Roadmap at TGI through the implementation of initiatives and other activities in operation and project construction • Climate Change and Energy Efficiency Program • Legislative, regulatory, doctrinal, and jurisprudential monitoring •
	Policies, regulations, or laws requiring the adaptation of natural gas transportation infrastructure for climate change adaptation and mitigation	<ul style="list-style-type: none"> - Increased construction, operation, maintenance, and compensation costs - Loss of business profitability and competitiveness against other energy sources • 	<ul style="list-style-type: none"> - Legislative, regulatory, doctrinal, and jurisprudential monitoring - Decarbonization Roadmap at TGI through the implementation of initiatives and other activities in operation and project construction - Climate Change and Energy Efficiency Program - Infrastructure risk management plans, in accordance with Law 1523 of 2012
	Legal demands related to climate change combat actions	<ul style="list-style-type: none"> - Reputational damage and legal costs - Expenses from sanctions - Loss of credibility with stakeholders (communities, government, clients) - Reduced opportunities to access ESG financing 	<ul style="list-style-type: none"> • Social and environmental impact studies, including management plans and measures incorporating value enhancement practices and lessons learned.

Transition Risks	Impact	Risk Management Measures
Technological Risk Technological improvements or innovations that accelerate the transition to cleaner fuels (biogas, hydrogen)	<ul style="list-style-type: none"> • Need to adapt industrial processes and transportation networks to integrate TGI into the new biogas and hydrogen market • Technological lag and loss of competitiveness • Need for new investments (loans, bonds) to adapt industrial processes and transportation networks 	<ul style="list-style-type: none"> • GEB's innovation strategy, approved by the Presidency Committee in December 2021 • Formation of alliances to innovate in biogas and hydrogen • Implementation of hydrogen pilot projects and biogas value chain studies
Market risk	Rise in raw material prices (with high carbon footprint, e.g., cement, steel, polyethylene, iron, etc.) for the construction of natural gas transportation infrastructure	<ul style="list-style-type: none"> • Increase in construction costs for infrastructure • Loss of profitability and competitiveness against other energy sources (coal, oil, etc.) • Early negotiations with suppliers to mitigate the effect of reasonable price increases in raw materials
	Reduction in natural gas demand due to accelerated energy transition	<ul style="list-style-type: none"> • Decrease in demand for natural gas transportation service • Underutilization of infrastructure • Loss of market share and revenue • Infrastructure obsolescence • Strategic plans based on demand change projections
	Changes in insurance policies and contract conditions and reduced appetite from investors and financiers due to the deterioration of the image of fossil fuels	<ul style="list-style-type: none"> • Increase in insurance costs • Reduced financing opportunities • Loss of profitability and competitiveness

Transition Risks	Impact	Risk Management Measures	
Reputation Risks	High awareness level of stakeholders about climate change	<ul style="list-style-type: none"> • Negative perception from stakeholders (investors, financiers, communities, shareholders, government, etc.) about fossil fuels • Loss of reputation and trust 	
	Inadequate identification and management of potential risks and opportunities associated with climate change	<ul style="list-style-type: none"> • Inadequate and insufficient mitigation and adaptation measures addressing social and environmental risks * Missed opportunities associated with climate change * Reputational deterioration * Loss of competitiveness and business opportunities 	<ul style="list-style-type: none"> • - Sustainability policy • - Sustainability strategy • - Drills with the community, coordination with local authorities in case of emergencies
	Lack of understanding of stakeholder expectations regarding mitigation and adaptation measures to climate change	<ul style="list-style-type: none"> • Negative reactions and conflicts with stakeholders (investors, financiers, communities, shareholders, government, etc.) - Loss of trust with stakeholders (investors, communities, shareholders, etc.) and new social barriers to expansion 	<ul style="list-style-type: none"> • Sustainability policy • Double materiality analysis • -Sustainability strategy
Acute Risks	Extreme weather events, including increased intensity of meteorological phenomena (hurricanes, floods, storms, landslides, heatwaves, droughts, floods, etc.)	<ul style="list-style-type: none"> • Loss of soil stability, alteration of regional hydrology, wildfires • Destruction or damage to electric power transmission infrastructures • Increase in electric energy losses along transmission lines 	<ul style="list-style-type: none"> • Preventive plans for infrastructure works • Contingency plans • Climate Change and Energy Efficiency Program
Chronic Risks	Long-term changes in climate patterns deteriorate gas transportation infrastructure, leading to the need to adapt it to conditions of climate uncertainty and volatility	<ul style="list-style-type: none"> • Need to adapt natural gas transportation infrastructure to conditions of climate uncertainty and volatility • Higher construction and operation costs and loss of profitability 	<ul style="list-style-type: none"> • Periodic inspections of infrastructure through ILI technology tours and other techniques • Climate Change and Energy Efficiency Program

Risk Quantification:

Through risk management modeling, with the aim of reviewing and updating strategic and emerging risks, we conducted an environmental trend analysis for each of the businesses. Additionally, relevant climate risks obtained from the analysis were incorporated into the strategic risk matrix according to the TCFD methodology. This analysis was based on the framework defined by the integral risk management model and GEB's risk appetite. Risks and opportunities were rated (by their potential financial impact and likelihood of occurrence), allowing them to be incorporated into the organization's strategic risks:



To economically dimension risks and opportunities related to climate change planning, a qualitative and participatory methodology was followed:



Finally, analyzing the transition and physical risks allowed for determining those priorities that were considered due to their potential impact and likelihood of occurrence while assessing their financial impact. The natural gas transportation business in Colombia has a higher financial risk.

The financial impact of most of its risks is between medium and high. The highest financial impact risk for TGI corresponds to the increase in raw materials prices (with a high carbon footprint) for infrastructure construction, valued at USD \$3.75M by 2030.

In conclusion, the natural gas transportation business in Colombia, to which TGI belongs, is more likely to be financially affected. The financial impact of most of its risks is in the medium to high range.

Climate Opportunities

Opportunity	Benefit	Action measures	Positive financial Implications
Efficient use of resources	Promotion policies and regulations for efficiency and leak control in gas transportation systems, as well as carbon footprint reduction.	<ul style="list-style-type: none"> New businesses for emission control services. Reduced compensation costs. - Lesser economic losses due to natural gas leaks during transportation. Increased revenues from developing new businesses. Higher revenues due to increased efficiency and leak control. Increased profitability. 	<ul style="list-style-type: none"> The Decarbonization Roadmap in TGI is implemented through initiatives and other activities in operation and project construction. <p>Undetermined</p>
Energy Source	Development of energy markets such as hydrogen and biogas.	<ul style="list-style-type: none"> Inclusion of hydrogen and biogas in the company's product portfolio. Increased profitability and new business opportunities 	<ul style="list-style-type: none"> GEB's innovation strategy. Formation of alliances to innovate in biogas and hydrogen. Implementation of hydrogen pilot projects and biogas value chain studies <p>USD 3,70 M</p>
Market	Increase in Natural Gas Demand as a Transitional Fuel: Restrictions on using mineral coal and liquid fuels in industry and electricity generation.	<ul style="list-style-type: none"> Growth in natural gas transportation businesses. Increase in revenues and new business opportunities. Substitution of high carbon intensity fossil fuels with gas. Increased revenues and new business opportunities. 	<ul style="list-style-type: none"> TGI 2.0 Strategy. GEB's innovation strategy. Projects related to MicroLNG and Regasification. Projects related to MicroLNG and Regasification. GEB's innovation strategy. <p>USD 3,41 M</p>
Resilience	Leveraging technological, regulatory, cultural, and market opportunities, among other things, transforms the natural gas transportation business and ensures its long-term adaptation and competitiveness in a climate change environment.	<ul style="list-style-type: none"> Participation, as a transitional fuel, in developing a path aligned with the NDC. Leveraging options with new energy sources (hydrogen and biogas) for a low-carbon economy. Reduction of reputational costs associated with the fossil fuels business. Long-term business continuity and competitiveness. 	<ul style="list-style-type: none"> TGI 2.0 Strategy. GEB's innovation strategy. <p>Undetermined</p>

Quantification of climate opportunities:

The opportunity with the highest financial impact for TGI is the development of alternative energy markets, such as hydrogen and biogas. Its valuation was USD 3.70 million by 2040. The estimated annual costs with the development of this opportunity are as follows: for Energy Sources opportunities: COP\$ 14,977,600,000 (USD 3.52 million), and for Market opportunities: COP\$ 15,956,250,000 (USD 3.75 million). Considering the financial analyses, benefits are projected for 2030 through increased demand for natural gas as a transitional fuel option. This relates to the energy market. Additionally, by 2040, the development of energy alternatives like hydrogen and biogas is anticipated, emerging as relevant energy sources in the energy market.

To manage our climate risks and opportunities at TGI, we have made the following investments for energy transition:

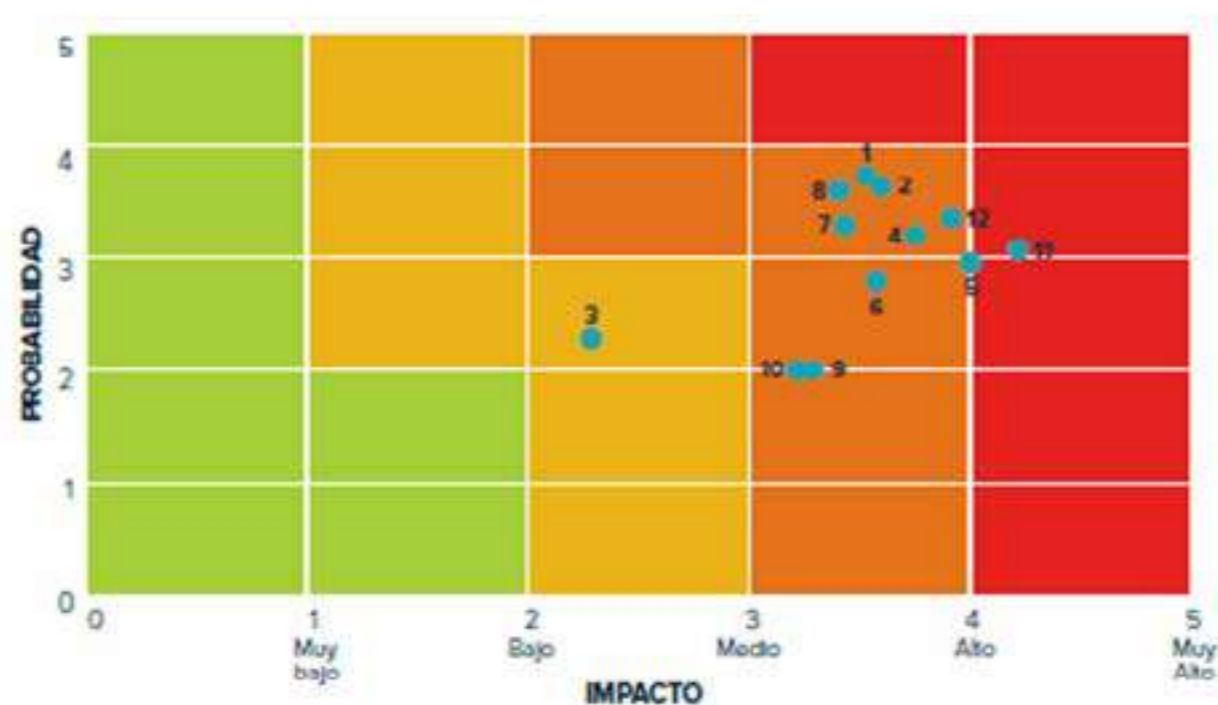
Fuel Switching		\$ VALUE
CNG vehicles/infrastructure	Replacement of polluting fuels like diesel and gasoline with CNG in cargo and passenger transport.	\$6.343.652.344
Hydrogen Distributed in Transport	Distributed Hydrogen Initiative: Develop a pilot program to incorporate a distributed hydrogen production system in vehicles, which will reduce emissions and fuel consumption.	\$32.725.000
Transmission and/or distribution infrastructure for connecting renewable energy projects	Infrastructure to connect the turbo expander in Cogua to the electric grid and generate 1.2 MW for self-consumption and surpluses with non-conventional energy.	\$1.501.260.476
Total fuel switching investment		\$7.877.637.820

Energy efficiency		\$ VALUE
Measurement of fugitive emissions	TGI, through a strategic ally with experience and technique in identifying and quantifying fugitive emissions for surface-measurable infrastructure, has developed contract number 551001666 since 2022, whose purpose was to "Provide technological service for the identification and quantification of fugitive emissions in the infrastructure selected by TGI SA ESP.	\$1.986.873.980
New businesses in energy transition and replacement of high-emission fossil fuels	Six agreements have been signed with Distributors and Industrialists to replace polluting fuels such as coal and diesel, mainly with natural gas, in their production processes.	\$99.501.940
Total energy efficiency investment		\$2.086.375.920
Renewable Energies		VALUE
Feasibility study project for Biogas	The BMG initiative is being worked on: distributed biogas and centralized biomethane from agricultural and urban waste. The escalated routes are Colombia and Latam.	\$85.144.500
Centralized Hydrogen	H2-C: Centralized hydrogen for export of clean energy: LOHC: Liquid hydrogen carriers.	\$199.920.000
Solar Energy	<ul style="list-style-type: none"> - Ammonia/fertilizers - Synfuels: green fuels - FCEVs: long-haul heavy-duty trucks HNO: Hydrogen Network Operator, start blen + DeBlend, then 100% H2 Solar energy projects include solar-powered lighting at regulation and derivation stations in District 8 and 30 solar lighting kits at the Barrancabermeja compression station.	\$200.995.693
Total Renewable Energies Investment		\$486.060.193

Risk Management

We identify, measure, and manage the strategic and emerging risks to which our companies within the Group are exposed. We aim to minimize the probability of possible financial and reputational impacts while also seizing any arising opportunities. All subsidiaries of the GEB follow the Comprehensive Risk Management model, creating a map where risks are identified and evaluated, and measures and plans are proposed for their management in our operations.

We continue to use the methodology described in our model to assess climate risks. We do this by estimating the probability of occurrence and the impact of its consequences.



Based on this, we establish the risk level and develop the appropriate response strategy or plan for its treatment. We carry out this analysis following the framework defined by our Comprehensive Risk Management model and the GEB's risk appetite. We classify risks and opportunities according to their potential financial impact and likelihood of occurrence, which allows us to integrate them into the organization's strategic risks.

The identified risks are:

N°	identified risks	Priorization
1	Policies or laws that increase restrictions and requirements related to combating climate change (methane emission restrictions, carbon credit prices, reporting on mitigation and adaptation actions, accelerated adoption of technology)	1
2	Policies or laws requiring the adaptation of gas transport infrastructure for climate change adaptation and mitigation	3
3	Legal claims related to actions against climate change	12
4	Technological improvements or innovations that accelerate the transition to cleaner fuels (biogas, hydrogen)	6
5	Increase in the prices of raw materials (with a high carbon footprint, e.g., cement, steel, polyethylene, iron, etc.) for the construction of gas transport infrastructure	7
6	Reduction in natural gas demand due to accelerated energy transition	9
7	Changes in insurance policy and contract conditions and decreased appetite from investors and financiers due to the deteriorating image of fossil fuels	8
8	High level of awareness among stakeholders about climate change	5
9	Inadequate identification and management of potential risks and opportunities associated with climate change	10
10	Unfamiliarity with stakeholder expectations regarding mitigation and adaptation measures for climate change	11
11	Extreme weather events, including increased intensity of meteorological phenomena (hurricanes, flooding, storms, landslides, heatwaves, droughts, floods, etc.)	4
12	Long-term changes in climate patterns that deteriorate gas transport infrastructure and lead to the need to adapt it to conditions of climate uncertainty and volatility	2

This analysis of climate risks and opportunities has allowed TGI and the GEB to identify areas for improvement in their capacity to mitigate and adapt to climate change. As these opportunities are seized, the companies' resilience against the impacts of climate change will increase. Therefore, we have risk management measures for the impacts identified from the physical climate risks.

Currently, plans for climate adaptation and updating Risk and Disaster Management Plans are being developed simultaneously. Once results are obtained, the respective timeline analysis for their implementation will be conducted.

Risk management in the value chain:

In our approach to climate change risk related to difficulties in adapting our operational infrastructure, we recognize the importance of managing this risk coherently across various processes in our company's value chain. Evaluating how climate change and other factors can influence these processes is essential to ensuring our company's sustainability and resilience.

In the Operation and Maintenance of the infrastructure process, we focus on continuously managing our natural gas assets for their safe and efficient operation and the adequate supply of raw materials and other necessary inputs.

The Innovation Management Support process plays a key role in relation to the value chain processes, especially in the context of climate change risk. This involves:



The Project Management Value Chain process encompasses the planning, executing, and monitoring of projects related to the sustainability and expansion of our natural gas infrastructure, incorporating appropriate environmental management measures.

The Human Talent Management Support process focuses on our ability to attract, retain, and develop employees in a business environment facing climate challenges. This includes

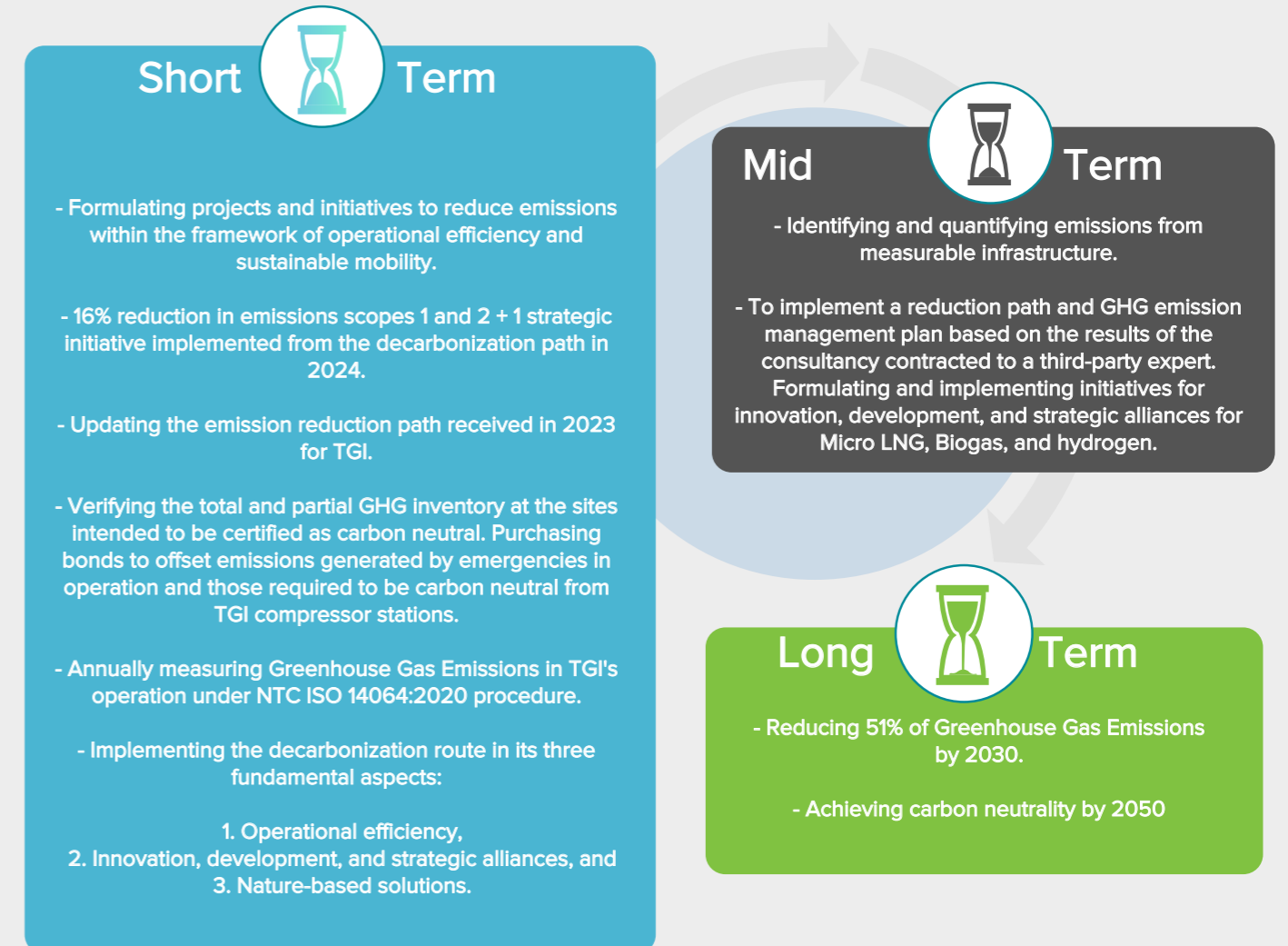
developing specific skills for climate change management, such as knowledge of sustainable technologies, environmental management, and adaptability to changes in operational processes. We are strengthening the technical skills of our collaborators through strategic partnerships with universities and other institutions, representing an opportunity to attract and retain employees committed to sustainability.

Metrics and Goals:

At TGI, we have an Environmental Management System (EMS), which facilitates sustainability management and contributes to creating an internal culture of orderly information management on environmental performance. This allows us to identify gaps, measure progress, and evaluate environmental impacts throughout the life cycle of assets and projects.

For this assessment, at TGI, as a subsidiary of GEB, we adopt metrics such as Measurement of GHG Emissions (Ton CO2eq), Total Energy Consumption within the organization (MWh), Emissions Offset to 2021, Electrical System Reliability, and R&D+I Expenditure, which support such management.

The goals we have set regarding climate change include:



The company currently has two greenhouse gas emissions control indicators as follows:



Gas Compression Station La Sabana

-% Reduction in TCO₂eq emissions: This measures the percentage reduction of total Scope 1 emissions (combustion gas, flare, pilot, and venting due to maintenance and contingencies) associated with all of TGI's operations and Scope 2. The objective is to reduce TGI's carbon footprint by decreasing direct and indirect greenhouse gas emissions, adjusted with voluntary compensations, and to directly impact Colombia's decarbonization route by reducing GHG emissions by 51% by 2030.

Indicator formula: % Reduction in TCO₂eq emissions (base 2021: 144,956 Ton CO₂ Eq)* = (1 - (Cumulative sum of quarterly emissions - Voluntary emission compensations) / Cumulative sum of emissions for the baseline quarter 2021) x 100

Indicator Responsible: The Vice Presidency of Government Affairs and Sustainable Development, led by the Vice President and the Environmental Deputy Director.

Furthermore, for 2024, an indicator will be considered to measure the % reduction in emissions from the operation compared to BAU 2024. The indicator considers Scope 1 and 2.

Sustainability—Measurement and quantification of fugitive emissions: The fugitive emissions in the infrastructure defined by TGI were not measured in 2019 and 2021. However, this previously measured infrastructure is part of the percentage of infrastructure to be quantified in the closing of the 2022 indicator. In 2023, we began executing a contract with an authorized third party to define the methodology for calculating the internal carbon price. This will help identify risks, opportunities, compensations, and incentives related to GHG emissions management. We expect to publish the results in our next report in 2024.

Indicator formula: Measured infrastructure of fugitive emissions / Total infrastructure to be measured for fugitive emissions.

Indicator Responsible: Government Affairs and Environment Management led by the Manager and the Environmental Management Deputy Director.



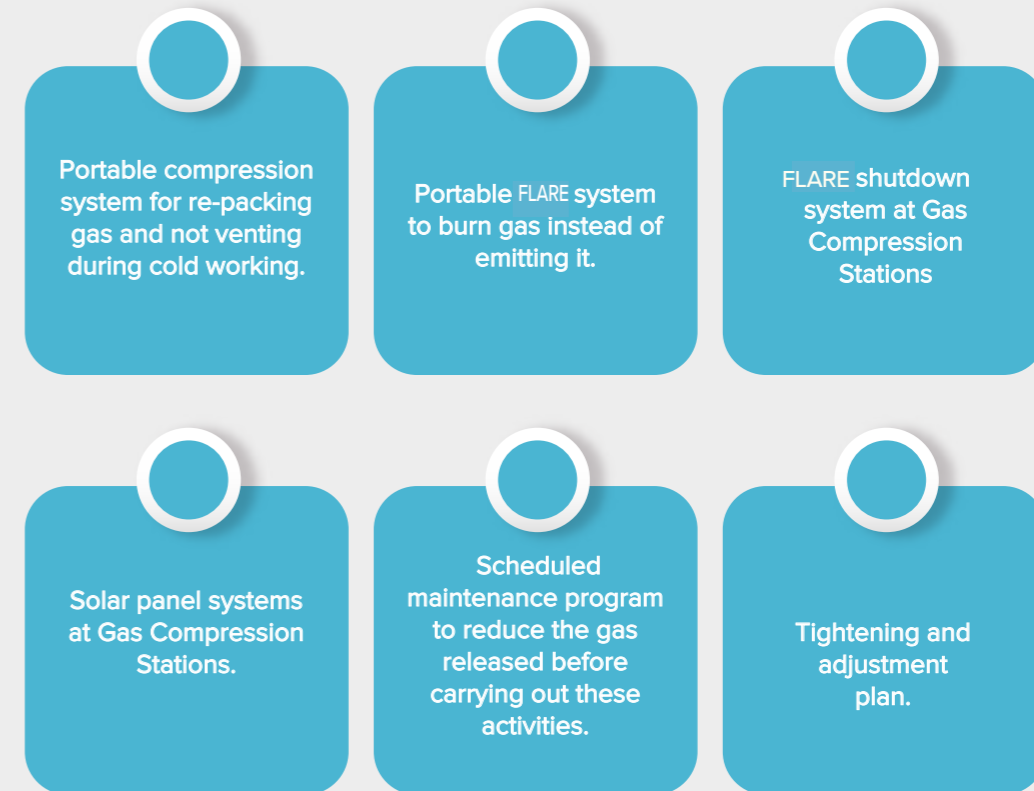
Villavicencio Gas Compression Station Collaborator



ECG Miraflores Collaborators

NetZero Commitment

Given our country's context and understanding of its vulnerability, Colombia has committed to reducing its national emissions by 51% by 2030. This will contribute to meeting the goals conceived within the framework of COP 25 and thus achieve carbon neutrality by 2050. Within these national goals, at TGI, we have defined specific goals related to carbon neutrality. In 2023, we reiterated our commitment to reduce emissions by 7% through the implementation of the following operational efficiency projects:



Additionally, we achieved that the Barrancabermeja, Paratebuena, Mariquita, Norean, Jagua del Pilar, San Alberto and District VII Manizales Gas Compression Stations received the carbon neutral certificate granted by ICONTEC.

Detailed Indicators

Definition of Independence

The definition of independence is found in Article 17 v zz of the Shareholders' General Meeting, which establishes that an independent member is a person who meets the following criteria:

1. Not being an employee or manager of the Company, its parent company, affiliates, or subsidiaries in the last three (3) years, except when re-electing an independent member.
2. Not being a shareholder who directs, guides, or through an agreement, controls the majority of voting rights directly
3. Not being a shareholder of a legal entity or a founding member or director of a nonprofit entity that acts as an attorney, contractor, or supplier of the Company or provides advisory or consulting services representing twenty percent (20%) or more of its operational income for one (1) taxable year.
4. Not having personal services contracted or being a consultant or advisor to the Company, its parent company, affiliates, or subsidiaries.
5. Not being a shareholder of a legal entity or founding member or director of a nonprofit entity that receives donations from the Company representing more than twenty percent (20%) of the total donations received during one (1) taxable year.
6. Not being an administrator of a legal entity

in which the board of directors includes a legal representative of the Company.

7. Not receiving, nor having received, remuneration or payments from the Company, its parent, or its subsidiaries during a continuous period of twelve (12) months in the last three (3) years before their appointment, other than fees as a member of the Board of Directors.
8. They are not shareholders or employees of the firm that serves as the company's fiscal auditor or external auditor, nor have they been so for the three (3) years prior to their appointment.
9. Not having any conflict of interest that the Board of Directors determines to be permanent and that prevents qualification as independent.
10. Having held the position of Board Member for at most ten (10) years. The assumptions described in sections 1 to 10 apply to personal links. Personal Link refers to relatives up to the third degree of consanguinity, second of affinity or first of civil, and natural or legal persons from which the person mentioned above, or their spouse or permanent partner, or their second-degree relatives of consanguinity, second of affinity, and only civil, are board members or employees or have been so for the three (3) years immediately before the date of the election of the person referred to the position they hold.
- 11.

(GRI 2-21) CEO - Employee wage ratio

2023

Annual Total CEO Compensation Ratio to Median of Total Annual Compensation of All Employees (excluding the highest-paid person)

12.06

Calculation: (Annual total CEO compensation) / (Median of the total annual compensation of all organization employees, excluding the CEO)

Annual Total CEO Compensation Ratio to Mean of Total Annual Compensation of All Employees

14.82

Calculation: (Annual total CEO compensation) / (Mean of total annual compensation of all employees)

Annual Total CEO Compensation Increase Percentage Ratio to Median of Total Annual Compensation Increase Percentage of All Employees (excluding the CEO);

0.68

Calculation: (CEO's annual total compensation increase percentage) / (Median of the total annual compensation increase percentage of all organization employees, excluding the CEO)

(GRI 418-1) Substantiated claims received regarding violations of customer privacy

2022

2023

Claims received from third parties and corroborated by the organization

0

0

Claims from regulatory authorities

0

0

Total number of identified cases of customer data leaks, thefts, or losses

0

0

Political Influence: Contributions and Other Expenses				
Topic	2020	2021	2022	2023
Lobbying, interest representation, or similar by TGI	0	0	0	0
Campaigns, organizations, local, regional, or national political candidates	0	0	0	0
Trade associations or tax-exempt groups	\$485.203.568	\$602.160.650	\$917.407.654	\$702.542.394
Others (e.g., expenses related to voting measures or referendums)	0	0	0	0
Total COP	\$485.203.568	\$485.203.568	\$485.203.568	\$702.544.417

(Propio) Procurement Budget	2020	2021	2022	2023
Total procurement budget	150.965	188.207	165.373	258.066
Procurement budget for significant operational locations used in regional suppliers	146.260	178.329	131.080	256.384
Percentage of procurement budget for significant operational locations used in regional suppliers	96,90%	94,80%	79,30%	99,30%

(Propio) Procurement Purchases	2020	2021	2022	2023
Total products and services purchased	150.965	188.207	165.373	258.066
Products and services purchased in the regional scope	146.260	178.329	131.080	211.040
Percentage of products and services purchased in the regional scope	96,88%	94,75%	79,26%	81,78%

Political Influence: Major Contributions and Expenses (2-28) Affiliation to Associations			
Issue or topic	Corporate Position	Position Description/commitment	2023 Total Contribution
ANDI y + Guajira Board	Support	ANDI: Sustaining fee, contribution to foundation, and magazine. Participation in: <u>Energy and Gas Board</u> , <u>Mining Energy Environmental Committee</u> , <u>Gender Equity Committee</u> , <u>Guajira Chair participation in: Board of Directors</u> , <u>Social Management Committee</u> , <u>Institutional Strengthening Committee</u> , <u>Biodiversity Committee</u> , <u>Security Committee</u> , <u>Communications Committee</u>	\$199.620.120
ANDESCO	Support	TGI S.A ESP Presides over the <u>Board of Directors</u> , <u>Energy and Gas Chamber</u> , <u>Environmental and Sustainability Chamber</u> , <u>Legal Chamber</u> , <u>Tax and Legislative Affairs Chamber</u> , <u>Communications Committee</u>	\$97.749.200
NATURGAS	Support	TGI is a member of the <u>Board of Directors</u> , <u>Regulation Committee</u> , <u>Communications Committee</u> , <u>CNG Committee</u> , <u>Decarbonization Committee</u> . The amount includes executing studies on sustainable mobility, emissions, natural gas coverage, and energy security.	\$391.142.197

(GRI 202-2) Proportion of Senior Executives Hired from the Local Community	2020	2021	2022	2023
Total Number of Senior Executives	20	22	5	20
Number of Senior Executives from the Local Community	19	22	3	20
Percentage of Senior Executives from the Local Community	95%	100%	60%	100%
Geographical Definition of "Local"	It refers to all geographical locations in Colombia where TGI has a presence.			
Definition of Significant Operational Locations				

(GRI 401-1) Number of hires by age, gender, job category, nationality and ethnicity	2020		2021		2022		2023	
	M	F	M	F	M	F	M	F
Under 30 years old	2	0	6	3	1	3	1	2
Between 31 and 50 years old	3	3	7	5	8	13	13	11
Over 51 years old	2	1	2	2	3	1	1	0
Top Management	ND	ND	3	3	2	1	2	0
Middle Management	ND	ND	2	2	1	5	2	2
Advisor	ND	ND	0	0	0	0	2	0
Professional	ND	ND	7	5	7	11	7	10
Support/Assistance	ND	ND	3	0	2	0	2	1
Ethnic/Racial Minorities	ND	ND	ND	ND	ND	ND	ND	ND
Colombian Nationality	7	4	15	10	12	17	15	13
Foreign Nationality	0	0	0	0	0	0	0	0
TOTAL	0	0	15	10	12	17	15	13
Total number of vacancies filled by internal candidates	6	3	7	4	10	8	9	7
Percentage of vacancies filled by internal candidates	20%		44,00%		62,10%		57,10%	
Average hiring cost per employee	ND		ND		19.881.640		13.946.281	
Currency	ND		ND		COP		COP	

M Male **F** Female

(401-1) Number of hires by age, gender, job, category, categoría laboral, nationality and ethnicity	2020		2021		2022		2023	
	M	F	M	F	M	F	M	F
Under 30 years old	28,6%	0,0%	33,3%	10,0%	16,7%	14,3%	3,6%	7,1%
Between 31 and 50 years old	42,9%	75,0%	53,3%	70,0%	66,7%	78,6%	46,4%	39,3%
Over 51 years old	28,6%	25,0%	13,3%	20,0%	16,7%	7,1%	3,6%	0,0%
Top Management		ND	20,0%	30,0%	16,7%	5,9%	7,1%	0,0%
Middle Management		ND	13,3%	20,0%	8,3%	29,4%	7,1%	7,1%
Advisor		ND	0,0%	0,0%	0,0%	0,0%	7,1%	0,0%
Professional		ND	46,7%	50,0%	58,3%	64,7%	25,0%	35,7%
Support/Assistance		ND	20,0%	0,0%	16,7%	0,0%	7,1%	3,6%
Ethnic/Racial Minorities	ND	ND	ND	ND	ND	ND	ND	ND
Foreign Nationality	0,0%	0,0%	0,0%	0,0%	0,0%	0,0%	0,0%	0,0%
TOTAL	100,0%	100,0%	60,0%	40,0%	41,4%	58,6%	53,6%	46,4%
(GRI 401-1) Number of hires by age, gender, job, category, nationality and ethnicity	2020		2021		2022		2023	
	M	F	M	F	M	F	M	F
Under 30 years old	1	0	1	0	2	0	1	1
Between 31 and 50 years old	7	1	11	3	13	8	11	6
Over 51 years old	0	1	7	2	8	6	8	3
Top Management	1	0	3	1	4	3	2	0
Middle Management	4	0	4	1	3	2	6	1
Advisor	0	0	1	0	0	0	0	0
Professional	2	1	7	3	14	9	9	7
Support/Assistance	1	1	4	0	2	0	3	2
Ethnic/Racial Minorities	ND	ND	ND	ND	ND	ND	ND	ND
Foreign Nationality	ND	ND	ND	ND	ND	ND	1	0
Total	8	2	19	5	23	14	20	10

M Male **F** Female

(GRI 401-1) Employee turnover	2020		2021		2022		2023	
	M	F	M	F	M	F	M	F
Staff turnover rate (total)	77,8%	22,2%	79,2%	20,8%	62,2%	37,8%	4,6%	2,3%
Personnel turnover rate - Under 30 years old	0,0%	0,0%	4,2%	0,0%	5,4%	0,0%	0,2%	0,2%
Personnel turnover rate - Between 31 and 50 years old	77,8%	11,1%	45,8%	12,5%	35,1%	21,6%	2,6%	1,4%
Personnel turnover rate - Over 51 years old	0,0%	11,1%	29,2%	8,3%	21,6%	16,2%	1,9%	0,7%

(GRI 401-3) Return to work after maternity or paternity leave, broken down by gender	2020		2021		2022		2023	
	M	F	M	F	M	F	M	F
Number of employees who took maternity leave or paternity	10	3	5	5	10	6	5	5
Number of employees who returned to work after ending their maternity or paternity leave	10	3	5	5	10	6	5	5
Number of employees who continue in the organization after 12 months of having finished their maternity or paternity leave	10	3	5	5	10	6	5	5
Return to work rate of employees who took parental leave	100%	100%	100%	100%	100%	100%	100%	100%
Retention rate of employees who took parental leave	100%	100%	100%	100%	100%	100%	100%	100%

(GRI 401-1) Employee turnover	2020	2021	2022	2023
Employee turnover rate - Senior management	1%	4%	2%	0,50%
Employee turnover rate - Middle management	4%	5%	1%	1,60%
Employee turnover rate - Advisor	0%	1%	0%	0,00%
Employee turnover rate - Professional	3%	10%	5%	3,70%
Employee turnover rate - Support/Assistant	2%	4%	0%	1,20%
Employee turnover rate - Ethnic/Racial minorities	ND	ND	ND	ND
Employee turnover rate - Foreign nationality	0	0	0	0,20%
TOTAL turnover rate	2,19%	5,19%	8,13%	6,96%
Employee turnover rate due to voluntary resignation	1,31%	3,40%	4,00%	3,94%
Number of employees retired by mutual agreement	0	0	2	5
Number of employees deceased	0	0	0	0
Number of employees retired due to pension or contract expiration	1	6	3	0
Number of employees transferred between companies	0	0	0	0
Number of employees retired due to voluntary resignation	6	12	20	17
Number of employees terminated	3	6	12	6
Percentage of employees retired by mutual agreement (as % of total retirements)	60%	0%	18,42%	16,67%
Percentage of voluntary withdrawals (as a % of total withdrawals)	27,27%	50%	54,05%	56,67%

M Male

F Female

(404-1) Average annual training hours per employee, broken down by:	2020	2021	2022	2023
Females	148,09	74,81	44,78	73,94
Males	149,32	83,59	24,97	46,3
Senior management - females	147	67	81	71,23
Senior management - males	201	49	43	
Middle management - females	141	1015	580	77,22
Middle management - males	160	61	28	
Advisor - females	123	78	13	47,03
Advisor - males	147	67	81	
Professional - females	201	49	43	60,49
Professional - males	141	1015	580	
Support/Assistant - females	160	61	28	44,33
Support/Assistant - males	123	78	13	
Ethnic/Racial minorities and foreign nationality	ND	ND	ND	ND
Number of employees trained	457	456	448	429
Total hours dedicated to training	68095	37547	13857	23097
Percentage of employees who received training	100%	98%	98%	99,50%
Average hours per employee in training and development	149	81,27	30,45	53,8
Average investment spent per employee on training and development	\$2.572.584	\$1.166.486	\$2.269.827	\$2.247.536
Currency	COP	COP	COP	COP

(GRI405-1) Employee percentage in the organization by job category	2020	2021	2022	2023
Senior management percentage (Females)	0,70%	2,20%	1,80%	1,86%
Senior management percentage (Males)	0,70%	2,60%	2,60%	3,25%
Senior management percentage (Total)	1,40%	4,80%	4,40%	5,10%
Porcentaje Gerencia Media (Females)	3,90%	3,00%	4,20%	4,41%
Senior management mean (Males)	7,20%	5,80%	6,80%	6,03%
Percentage Mean Management (Total)	11,10%	8,80%	11,00%	10,44%
Percentage advisors (Females)		0,20%	0,20%	0,23%
Percentage Advisors (Males)	1,50%	1,30%	0,70%	0,93%
Percentage Advisor (Total)	1,70%	1,50%	0,90%	1,16%
Percentage Professionals (Females)	15,80%	16,00%	16,30%	16,47%
Percentage Professional (Males)	28,90%	28,60%	26,20%	25,52%
Percentage Professional (Total)	44,70%	44,60%	42,50%	42,00%
Percentage Support/ Assistance (Females)	36,10%	35,30%	36,00%	4,41%
Percentage Support/ Assistance (Males)	5,00%	5,00%	5,30%	36,89%
Percentage Support/ Assistance (Total)	41,10%	40,30%	41,30%	41,30%
TOTAL	100,00%	100,00%	100,10%	100,00%

(GRI 405-1) Employees in the organization by job category	2020	2021	2022	2023
Senior Management (Female)	3	10	8	8
Senior Management (Male)	3	12	12	14
Senior Management (Total)	6	22	20	22
Middle Management (Female)	18	14	19	19
Middle Management (Male)	33	27	31	26
Middle Management (Total)	51	41	50	45
Advisors (Female)	1	1	1	1
Advisors (Male)	7	6	3	4
Advisors (Total)	8	7	4	5
Professional (Female)	72	74	74	71
Professional (Male)	132	132	119	110
Professional (Total)	204	206	193	181
Support/Assistance (Female)	165	163	163	19
Support/Assistance (Male)	23	23	24	159
Support/Assistance (Total)	188	186	187	178
TOTAL	457	462	211	431

Population close to retiring by professional category	2021		2022		2023	
	In 5 years	In 10 years	In 5 years	In 10 years	In 5 years	In 10 years
Senior Management	1,00%	1,00%	1,00%	2,00%	0,23%	0
Middle Management	2,00%	2,00%	2,00%	3,00%	0	0,23%
Advisor	1,00%	2,00%	2,00%	6,00%	0	0
Professional	1,00%	3,00%	2,00%	3,00%	0,23%	0,23%
Support/Assistance	3,00%	7,00%	5,00%	6,00%	0,23%	0,23%

(GRI 405-1) Percentage of employees in the organization by age	2020	2021	2022	2023
Percentage Under 30 years (Female)	2%	3%	2%	2%
Percentage Under 30 years (Male)				
Percentage Under 30 years (Total)	4%	4%	2%	2%
Percentage Between 31 and 50 years (Female)	6%	7%	4%	3%
Percentage Between 31 and 50 years (Male)	19%	20%	21%	20%
Percentage Between 31 and 50 years (Total)	51%	50%	47%	47%
Percentage Over 51 years (Female)	5%	5%	5%	5%
Percentage Over 51 years (Male)	20%	20%	24%	24%
Percentage Over 51 years (Total)	24%	25%	29%	30%

(GRI405-1) Employees in the organization by age	2020	2021	2022	2023
Under 30 years (Female)	10	12	8	7
Under 30 years (Male)	16	19	10	7
Under 30 years (Total)				
Between 31 and 50 years (Female)	26	31	18	14
Between 31 and 50 years (Male)	87	90	94	88
Between 31 and 50 years (Total)	234	228	211	201
Over 51 years (Female)	20	20	24	23
Over 51 years (Male)	90	93	108	105
Over 51 years (Total)	110	113	132	128

Workforce breakdown: race/ethnicity and nationality	% of staff	% of all management positions (including junior, mid-level senior level)
Foreign nationality	0	0
Afro	8,78%	0
Mestizo	0	0
Indigenous	1,8%	0
White	0	0
Other	0	0

Average Annual Salary Women	2020	2021	2022	2023
Executive level (base salary only)	\$35.288.609	\$36.114.737	\$41.858.696	\$56.286.508
Executive level (base salary + other cash incentives)	\$43.066.218	\$44.074.425	\$51.084.353	\$68.692.055
Managerial level (base salary only)	\$18.166.660	\$18.593.010	\$19.643.389	\$23.671.854
Managerial level (base salary + other cash incentives)	\$22.595.692	\$23.125.986	\$24.432.447	\$29.443.052
Non-managerial level (base salary only)	\$7.898.087	\$8.139.774	\$8.785.009	\$8.989.138
Currency	COP	COP	COP	COP

Average Annual Salary Men	2020	2021	2022	2023
Executive level (base salary only)	\$28.947.296	\$28.789.181	\$32.498.824	\$53.822.996
Executive level (base salary + other cash incentives)	\$35.327.280	\$35.134.316	\$39.661.565	\$65.685.584
Managerial level (base salary only)	\$15.692.932	\$18.435.985	\$19.124.621	\$24.036.334
Managerial level (base salary + other cash incentives)	\$19.518.869	\$22.930.678	\$23.787.204	\$29.896.393
Non-managerial level (base salary only)	\$8.784.786	\$8.768.576	\$9.376.148	\$8.056.081
Currency	COP	COP	COP	COP

Diversity	2020	2021	2022	2023
Number of women in management positions (including junior, mid-level and senior management positions)	20	24	28	27
Percentage of women in management positions (as a % of total management positions)	36,00%	38,00%	38,00%	39
Number of women in junior management positions (first management level)	N/A	20	20	19
Percentage of women in junior management positions (first management level)	N/A	37,00%	37,00%	42%
Number of women in senior management positions (maximum 2 levels of President/ General Manager)	N/A	7	7	8
Percentage of women in senior management positions (maximum 2 levels of President/ General Manager)	N/A	37,00%	37,00%	36
Number of women in positions with income-generating functions	0	0	8	4
Percentage of women in positions with income-generating functions	0,00%	0,00%	61,50%	44%
Number of women in STEM-related positions	14	14	23	21
Percentage of women in STEM-related positions	14,00%	14,00%	30,00%	24%
Number of employees with disabilities	0	0	0	0
Percentage of employees with disabilities	0,00%	0,00%	0,00%	0
Number of foreign employees	1	1	1	0
Percentage of foreign employees	0,22%	0,22%	0,22%	0

(403-10) Occupational illness or disease VENDORS					
	Unit	2020	2021	2022	2023
Total number of employees	Number	2037	1126	1213	1500
Deaths due to occupational illness	Number	0	0	0	0
Total occupational diseases	Number	0	0	0	0
Total recordable occupational diseases	Number	0	0	0	0

Injuries due to work accidents employees	Unit	2020		2021		2022		2023	
		F	M	F	M	F	M	F	M
Total Number of Employees	Number	117	340	122	340	126	329	131	323
Worked Days	Days	118.801,5	117.391,88	117.195,63	116.955,63				
LTIFR, Days away from work	Days	0	2	1	1				
LTIFR, days off work rate	N/millions hours worked	0	2,13	1,07	1,07				
Coverage of data	Percentage of total workforce	100	100%	100%	100%				

Injuries due to work accidents Contractors					
	Unit	2020	2021	2022	2023
Total number of contractors	Number	2037	1126	1213	1007
Worked days	Days	549.755,13	403.860,5	335.699,79	263.545,54
LTIFR, Days away from work	Días	3	3	3	1
LTIFR, rate of Days away from work	N/millones hours worked	0,68	0,93	1,12	0,47
Coverage of Data	Percentage of total workforce	100%	100%	100%	100%

(GRI 403-9) Work-related injuries									
	UNIT	2020		2021		2022		2023	
EMPLOYEES									
		W	M	W	M	W	H	W	H
Total number of employees	Number	117	340	122	340	126	329	313	118
Worked hours	Hours	950.412	939.135	937.565	935.645,04				
Deaths due to work accidents	Number	0	0	0	0				
Rate of deaths resulting from a work-related injury	Index	0	0	0	0				
Workplace accidents with major consequences (not including deaths)	Number	0	0	0	0				
Rate of occupational accidents with major consequences (not including deaths)	Index	0	0	0	0				
Severity index	Index	32,72	30,7	68,51	102,6				
Total recordable work accidents	Number	0	2	1	1				
Registrable occupational accident injury rate	Index	0	2,13	1,07	1,07				

(403-9) Work accident injuries		Unit	2020	2021	2022	2023
CONTRACTORS						
Total number of contractors	Number		2037	1126	1213	1500
Worked hours	Hours		4.398.041	3.230.884	2.685.598	2.103.149,28
Deaths due to work accidents	Number		0	0	0	0
Rate of deaths resulting from a work-related injury	Index		0	0	0	0
Workplace accidents with major consequences (not including deaths)	Number		0	0	0	0
Rate of occupational accidents with major consequences (not including deaths)	Index		0	0	0	0
Severity Index	Index		32,72	30,7	68,51	33,76
Total recordable work accidents	Number		3	3	3	1
Recordable occupational accident injury rate	Index		0,68	0,93	1,12	0,48

(SASB IF-EU-320a.1) Total registrable accident rate (TRIR), (2) mortality rate (3) near miss frequency rate (NMFR)	Units	2020	2021	2022	2023
Total Recordable Incident Rate (TRIR) for work-related injuries and illnesses	Statistical count × 200 000) / hours worked	0	0,43	0,21	0,21
Mortality rate for work-related deaths	Statistical count × 200 000) / hours worked	0	0	0	0
Near miss frequency rate (NMFR) for work-related near misses	Statistical count × 200 000) / hours worked	0	0	0	0

(403-10) Occupational illness or disease		Units		2020		2021		2022		2023	
Employees		F	M	M	M	F	M	F	M	F	M
Total number of employees	Number	117	340	122	340	126	329	313	118		
Deaths due to occupational illness	Número	0		0		0		0		0	
Total occupational diseases	Number	0		0		0		0		0	
Total registrable occupational diseases	Number	0		0		0		0		0	

(406-1) Cases of discrimination and corrective actions taken	2020	2021	2022	2023
Total number of cases of discrimination, workplace harassment, and/or sexual harassment reported during the period	9	4	4	0
Cases with ongoing action plans	0	0	0	0
Cases not subject to actions	3	0	0	0
Total number of cases of workplace and/or sexual harassment reported by women	3	2	2	0
Total number of cases of workplace and/or sexual harassment reported by men	6	2	2	0
Total number of cases of workplace and/or sexual harassment reported	9	4	4	0

Corrective actions taken in cases of discrimination

ND

ND

Following the process carried out by the Coexistence Committee, none of the cases presented in 2022 were constituted as workplace harassment. Therefore, corresponding conciliations were conducted between the parties, aiming for a better work environment for everyone. Likewise, no case was associated with sexual harassment. Additionally, we structured and disseminated the protocol and guidebook on workplace and sexual harassment while raising awareness among our employees on these topics through virtual training. Finally, in December 2022, the documents DC-GTH-001 Protocol for the Prevention of Workplace and Sexual Harassment, P-GTH-026 Management in Cases of Alleged Workplace Harassment, and F-GTH-017 Filing Complaints for Workplace or Sexual Harassment were updated, including concepts such as Virtual Harassment and Workplace Discrimination against the LGBTQ+ community.

In 2023, no complaints were filed for workplace or sexual harassment or discrimination.

(Propio) Institutional Strengthening Activities

Activity	Detail
Meeting type/objective	<ul style="list-style-type: none"> - Socialization of disaster risk management plan and principles of healthy coexistence with the gas pipeline - Update of municipal records and directory of related entities - Development of environmental awareness / social values workshops - Inter-institutional alliances for the development of projects in the territories - Management for the training of more than 120 social and institutional leaders in Villavicencio, Neiva, Barranca de Upia, and Sabanalarga - Attention to conflict and social incidents
Number of meetings held	354
Local authority officials involved	<ul style="list-style-type: none"> *Mayors *Municipal Secretaries *Representatives of the Municipal Risk Management Council (CMGRD) *Municipal Ombudsman *Presidents of JACs and Community Associations
Main results	*Training in over 155 educational spaces, benefiting more than 3,600 people; 93 updates to municipal files, 91 Risk Management Plan socialization sessions, totaling more than 354 informational spaces and meetings with the community about the company's strategic processes, 21 strategic partnerships developed with municipalities and relief organizations, 6 more than in 2022, and 350 municipalities and JACs gained access to relevant information through the delivery of informational packages from TGI.

(GRI 203-2) Indirect economic impacts (positive and negative) generated by the operation in the area.

Description of the impact and its importance according to the priorities of the stakeholder groups.

Location of occurrence

Importance of indirect economic impacts.

High expectations of communities for access to personal goods and services or communities that improve their quality of life and overcome the absence of state.

220 municipalities and 1100 pathways of the area influence in Colombia

Social and economic projects create new opportunities and connections for families and communities. It's a chance to narrow social gaps in the territory and move towards equity. On the other hand, voluntary social investment helps to enhance property values.

Strengthening social fabric and supporting the closing of gaps in education, gender equity, and access to public services with clean energy.

345 paths where investments were made in 2023

Strengthens processes of appropriation, territoriality, and social organization.

Feeling of insecurity due to the passage of gas infrastructure.

220 municipalities and 1100 pathways of the area influence in Colombia

Communities develop new understandings of risk management and the design of processes to mitigate it at the community and family levels. This understanding generally extends to self-care, caring for others, and the environment.

Social and environmental investment line	2023		
	Voluntary Investment	Mandatory Investment	No. of Beneficiaries
Energía for prosperity	0	\$2.406.315.311,0	26540
Energy for well-being	\$516.869.534		1695
Energy for life	\$291.037.967,00		6981
Energy for learning	\$450.715.938,00	\$24.200.000,00	3845
Energy that empowers	\$456.199.200,00		456

Social and environmental investment line	2022		
	Voluntary Investment	Mandatory Investment	No. of Beneficiaries
Energía for prosperity	\$1.587.649.155,0	\$15.485.769	13913
Energy for well-being	0		2257
Energy for life	\$543.077.876		0
Energy for learning	\$ -		4244
Energy that empowers	\$167.752.331,00		0

Social and environmental investment line	2021		
	Voluntary Investment	Mandatory Investment	No. of Beneficiaries
Energy for Prosperity	\$1.127.419.719,00	\$144.547.651,00	5167
Energy for well-being	\$240.776.100		2831
Energy for life	\$ -		
Energy for learning	\$ -		
Energy that empowers	\$404.610.909,00		96

Social and environmental investment line	2020		
	Voluntary Investment	Mandatory Investment	No. of Beneficiaries
Energy for Prosperity	\$178.857.495,00	N/D	1650
Energy for well-being	\$410.187.582	N/D	4236
Energy for life	\$436.300.600,00	N/D	840
Energy for learning	\$784.543.505,00	N/D	2323

(GRI 203-1) Investments in infrastructure and supported services

Program	Project Status	Duration	Invested Resources	Current or anticipated impacts on local communities and economies, including positive and negative impacts where	Impacted People	Mandatory or Voluntary Investment	Investment Nature
Progress networks - construction project of the domestic natural gas distribution system for the Carutal, San Ignacio, Pavitos and Barrio Girasoles and La Esmeralda districts of the municipality of Barranca de Upía, Meta, within the framework of the Cruce Rio Upia Construction project	Executed	8 months	\$35.000.000	Improvement of women's health, reduction of logging in hardwood forests, and reduction of energy costs.		Voluntary	Service under a commercial arrangement.
Competitiveness Networks: Strengthening Scientific-Technological knowledge networks that contribute to the construction of identity, empowerment and economic autonomy of women who lead BIO economy processes in the area of influence of the infrastructure of TGI S.A ESP.	Executed	9 months	\$200.000.000	Strengthening knowledge and skills and providing resources to the school population helped strengthen the relationship with academic communities.	216	Voluntary	Service under a commercial arrangement.
Progress Networks - the construction of a bio-healthy gym in the Rincón Santo village, Cogua Cundinamarca.	Executed	7 months	\$64.000.000	Improvement of Family Health and Well-being	1390	Voluntary	Service under a commercial arrangement.
Progress/Diversity Networks - Improvement of sacred spaces for the conservation of the traditional identity of the Lancelia and Tronjamana Communities of the Wayuu Reservation of Alta and Media Guajira located in the jurisdiction of the municipality of Manaure La Guajira	Executed	7 months	\$38.963.073	Improvement of health and well-being to support the reduction of maternal and child morbidity and mortality rates.	535	Voluntary	Service under a commercial arrangement.

<p>Networks to Learn/Diversity - Join efforts to implement the ethnic model of comprehensive health care in the areas: health care, education and complementary activities in 22 communities in the municipalities of Manaure and Uribia in the area of influence of TGI's Ballena Barrancabermeja gas pipeline to support the reduction of maternal and infant morbidity and mortality rates.</p>	Executed	7 months	\$40.000.000	The projects favor the communities as they strengthen their cultural identity and provide inputs for developing productive activities that align with territorial uses and traditions.		Voluntary	Service under a commercial arrangement.
<p>Progress networks - Join technical, administrative and financial efforts between TRANSPORTADORA DE GAS INTERNACIONAL S.A. ESP. and the MUNICIPALITY OF PUENTE NACIONAL (Santander) to execute the project to expand the coverage of the home natural gas service for the towns of Montes, La Planta, Santa Rosa, Puente Guillermo of the MUNICIPALITY OF PUENTE NACIONAL in the Department of Santander</p>	Executed	7 months	\$154.808.000	Improvement in women's health, reduction in logging of timber forests, reduction in energy costs.	496	Voluntary	Service under a commercial arrangement.
<p>Progress networks - Join technical, administrative and financial efforts between the MUNICIPALITY OF ZETAQUIRA (Boyacá) and Transportadora de Gas Internacional S.A. ESP in development of the project to expand domestic natural gas coverage for the Guanatá neighborhood of the MUNICIPALITY OF ZETAQUIRA in the department of Boyacá Phase III.</p>	Executed	7 months	\$146.666.666	Improvement in women's health, reduction in logging of timber forests, reduction in energy costs.	289	Voluntary	Service under a commercial arrangement.

<p>Progress networks - Join technical, administrative and financial efforts between TRANSPORTADORA DE GAS INTERNACIONAL S.A. ESP - TGI S.A. ESP. and the COMMUNITY ACTION BOARD OF THE VEREDA SAMARIA OF THE DEVILLAVICENCIO MUNICIPALITY for the execution of "Phase 2. Conformation of the road" of the construction project of the alternative route Buenavista - El Carmen, Samaria and San Juan de Ocoa of the Corregimiento Dos del Municipio of Villavicencio</p>	Executed	3 months	\$40.000.000	Improvement in trade, productivity, and mobility.	5300	Voluntary	Service under a commercial arrangement.
<p>Progress networks- Construction of one (01) base for an elevated 10,000 liter tank and construction of one (01) school classroom in the territory of the Wayuu Soldado Paratebien Indigenous Reservation located in the Municipalities of Albania and Riohacha – La Guajira as part of the Voluntary social investment of the "Maria Conchita Entry Point" Project</p>	Executed	5 months	\$113.300.952	The projects favor the communities as they strengthen their cultural identity and provide inputs for developing productive activities that align with territorial uses and traditions.	952	Voluntary	Service under a commercial arrangement.
<p>Progress networks - improvement of tertiary public roads through the construction of 231 linear meters of footprint plate in the Los Robles sectors and the Puente Otero sector road (Cecilia Virviescas de Pinzón) of the new road that leads to the TGI plant in the municipality of Puente Nacional, Santander</p>	Executed	6 months	\$254.000.000	The impacts have been positive, as they have addressed the specific needs of the communities within TGI's area of influence and strengthened relationships with both the communities and municipal administrations.	842	Voluntary	Service under a commercial arrangement.

Progress networks- Combine technical, administrative and financial efforts between THE MUNICIPALITY OF BRICEÑO (Boyacá) and TRANSPORTADORA DE GAS INTERNACIONAL S.A. ESP., to execute the sewer construction project on the Palo Blanco El Diamante road, in the MUNICIPALITY OF BRICEÑO in the department of Boyacá.	Executed	6 months	\$70.000.000	Improvement in trade, productivity, and mobility.	305	Vountary	Service under a commercial arrangement.
Networks of progress - Join forces between the Community Action Board of the Las Mercedes village and the Transporter de Gas Internacional S.A. ESP for the improvement of 300 linear meters in granular subbase, on the Las Mercedes road in the Unión sector, in the Municipality of Villavicencio, Meta.	Executed	1 month	\$29.987.419	Improvement in trade, productivity, and mobility.	492	Voluntary	Service under a commercial arrangement.
Progress Networks: SUPPLY OF THE GOODS REQUIRED FOR THE DEVELOPMENT OF THE OBJECTS OF THE SOCIAL PROJECTS THAT BENEFIT THE COMMUNITIES OF THE AREAS OF INFLUENCE OF THE CONSTRUCTION PROJECTS OF TGI	Executed	7 months	\$713.590.967	Community integration	9424	Voluntary	Service under a commercial arrangement.
Networks of progress/Diversity - Construction of wall enclosure to the sacred site (AMUYUU) of the Eirruku Sapuana of the Wayenetamana Community of the Wayuu Reservation of Alta Guajira located in the jurisdiction of the Municipality of Riohacha - La Guajira as part of the voluntary social investment of the "Maria Conchita Entry Point" Project	Executed	2 months	\$123.133.000	The projects favor the communities as they strengthen their cultural identity and provide inputs for developing productive activities that align with territorial uses and traditions.	289	Vountary	Service under a commercial arrangement.

<p>Networks to Learn - Create and strengthen Community Forestry Brigades in the targeted villages of the municipality of Cáqueza, Cundinamarca, to support prevention actions and first response to the occurrence of forest fires in the territorial jurisdiction</p>	Executed	3 months	\$29.996.470	Community integration	2920	Voluntary	Service under a commercial arrangement.
<p>Networks for learning- Strengthen the strategic and educational relationship of the school-age population, to boys and girls belonging to the area of direct influence of THE COMPANY, through the provision of libraries and other elements to improve the quality of education in the areas rural</p>	Executed	3 months	\$87.935.616	Community and integration strengthening educational	430	Voluntary	Service under a commercial arrangement.
<p>Progress Networks - supply of the elements specified in this contract, for corporate volunteer activities in the 12 territorial units, in order to promote the social and cultural development of the community</p>	Executed	3 months	\$88.824.932	Community integration	4897	Voluntary	Service under a commercial arrangement.
<p>Progress Networks - Supply to strengthen community and family capacities in risk management, tools and resources for risk management, including emergency plans, evacuation strategies, first aid, among others, in the communities in the area of influence of TGI S.A. ESP</p>	Executed	8 months	\$202.213.035	Community and integration strengthening educational	2084	Voluntary	Service under a commercial arrangement.

<p>Competitiveness Networks Strengthen women between 18 and 55 years of age from 3 departments (Cundinamarca, Tolima and Caldas) and 10 municipalities of Cogua, Fúquene, Nemocón, Lérica, Armero, Guamo, Natagaima, Mariquita, Villamaría and Manizales. from Colombia, with education, entrepreneurship, leadership and skills tools that allow them to be agents of change, potentiating their talents virtually and ending with a face-to-face bootcamp where they will face their qualities to achieve their goals around building peace and community towards the social transformation of the territories.</p>	Executed	6 months	\$239.999.200	Community integration and educational strengthening	200	Voluntary	Service under a commercial arrangement.
<p>Progress Networks: Combine technical, financial and administrative efforts between the Community Action Board of the Vereda la Gileña of the Municipality of Sabanalarga-Casanare and the Transportadora de Gas Internacional S.A. ESP for the Construction of a Bridge with a metal structure over the Arenoso channel in the Vereda la Gileña of the municipality of Sabanalarga, Department of Casanare</p>	Executed	3 months	\$24.920.000	Improvement in trade, productivity, and mobility.	15	Voluntary	Service under a commercial arrangement.
<p>Networks of Progress - Join technical, administrative and financial efforts between Transportadora de Gas Internacional S.A. ESP - TGI S.A. ESP. and the Vereda Nueva Zealand Community Action Board for the supply, extension, leveling and compaction of 4-inch granular material, for the improvement of the road from Caño Aguaclara to the entrance to the agricultural and livestock farm, Municipality of Sabanalarga, Casanare</p>	Executed	4 months	\$24.021.900	Improvement in trade, productivity, and mobility.	439	Voluntary	Service under a commercial arrangement.

<p>Progress Networks - Join technical, administrative and financial efforts between the COMMUNITY ACTION BOARD OF THE DEPARTMENTAL POLICE INSPECTION OF SERVITÁ of the municipality of Villavicencio - Meta and TRANSPORTADORA DE GAS INTERNACIONAL S.A. ESP. to carry out the improvement of the aqueduct system of the Servitá village of the municipality of Villavicencio - Meta.</p>	Executed	3 months	\$25.000.000	Improvement in the quality of life of communities.	520	Voluntary	Service under a commercial arrangement.
---	----------	----------	--------------	--	-----	-----------	---

<p>Progress Networks - Join technical, administrative and financial efforts between the Litro de Luz Foundation and Transportadora de Gas Internacional S.A. ESP for the supply, installation and commissioning and training for the use and correct operation of solar energy systems that improve the quality of life of the communities of the Cornetal village in the municipality of Villavicencio and the Morrocaliente and La Pizarra villages in the Municipality of Puerto Boyacá</p>	Executed	4 months	\$199.492.800	Improvement in the quality of life of communities.	318	Voluntary	Service under a commercial arrangement.
--	----------	----------	---------------	--	-----	-----------	---

<p>Progress Networks - Join technical, administrative and financial efforts between the Community Action Board of the Vereda Aguablanca and Transportadora de Gas Internacional S.A. ESP, for the supply and installation of storage materials for water for human and domestic consumption of the inhabitants of the Aguablanca village of the municipality of Tauramena – Casanare</p>	Executed	3 months	\$40.000.000	Improvement in the quality of life of communities.	380	Voluntary	Service under a commercial arrangement.
--	----------	----------	--------------	--	-----	-----------	---

Progress Networks - the construction of a community space "Community Hall" that facilitates the satisfaction of collective needs, the generation of new forms of appropriation of the collective spaces of the municipality as scenarios of diversity, expression and cultural and sociopolitical manifestation, the use of the opportunities that the territory presents and the construction of a vision of the future from a strategic perspective of adequate conditions for the relationship between community leaders.	Executed	7 months	\$40.000.000	Improvement in the quality of life of communities and Community integration	248	Voluntary	Service under a commercial arrangement.
--	----------	----------	--------------	---	-----	-----------	---

Redes de Progreso - contribute to the improvement of tertiary public roads through the construction of up to 116 linear meters of footprint plate in the sectors of Vereda Los Robles - Sector Puente Otero and Vereda Peñitas - Sector Guayabo of the new road that leads to the TGI plant in the municipality of Puente Nacional, Santander.	Executed	4 months	\$100.000.000	The impacts have been positive, as they have responded to the specific needs of the communities in TGI's influence area and strengthened the relationships with the communities and the municipal administrations.	842	Voluntary	Service under a commercial arrangement.
--	----------	----------	---------------	--	-----	-----------	---

Progress Networks - Join technical, administrative and financial efforts between the Municipality of Güepsa and Transportadora de Gas Internacional S.A. ESP for Construction of a 120 linear meter section of footprint plate on the Rincón sidewalk of the Municipality of Güepsa – Santander	Executed	4 months	\$100.000.000	Improvement in trade, productivity, and mobility.	104	Voluntary	Service under a commercial arrangement.
---	----------	----------	---------------	---	-----	-----------	---

Progress Networks -Join technical, administrative and financial efforts between TRANSPORTADORA DE GAS INTERNACIONAL S.A. ESP. and the MUNICIPALITY OF SAN SEBASTIAN DE MARIQUITA (TOLIMA), for the maintenance and improvement of the road that connects the "El Caucho" village with the MUNICIPALITY OF SAN SEBASTIÁN DE MARIQUITA (TOLIMA).	Executed	4 months	\$20.000.000	Improvement in trade, productivity, and mobility.	276	Voluntary	Service under a commercial arrangement.
--	----------	----------	--------------	---	-----	-----------	---

Progress Networks - Join technical, administrative and financial efforts between the LA TIGRANA COMMUNITY ACTION BOARD of the municipality of Monterrey - Casanare and TRANSPORTADORA DE GAS INTERNACIONAL S.A. ESP, for the construction of a footprint plate on the road that connects the upper sector of the La Tigrana village with the national road towards the municipality of Monterrey – Casanare.	Executed	1 month	\$58.122.138	Improvement in trade, productivity, and mobility.	57	Voluntary	Service under a commercial arrangement.
--	----------	---------	--------------	---	----	-----------	---

Networks to Learn: Combine technical, administrative and financial efforts between the MUNICIPALITY OF QUETAME - CUNDINAMARCA and TRANSPORTADORA DE GAS INTERNACIONAL S.A. ESP. for the provision of audiovisual equipment (televisions) for the Rural Educational Institutions of the MUNICIPALITY OF DEQUETAME - CUNDINAMARCA, area of influence of the Apiay-Villavicencio- Usme gas pipeline.	Executed	1 month	\$22.799.924	The impacts have been positive, as they have responded to the specific needs of the communities in TGI's influence area and strengthened the relationships with the communities and the municipal administrations.	133	Voluntary	Service under a commercial arrangement.
---	----------	---------	--------------	--	-----	-----------	---

Progress Networks - Adaptation of areas and supply and installation of children's play for the park in the San Rafael neighborhood of the Municipality of Puerto Wilches, which will allow boys, girls and the community in general an adequate space for recreation and integration	Executed	3 months	\$23.427.999	Improvement in the quality of life of communities and Community integration	670	Voluntary	Service under a commercial arrangement.
Redes de Progreso - for the acquisition and installation of solar panels and equipment necessary to supply solar energy to the pumping system of the rural aqueduct of the Vereda Perico of the Municipality of Honda (Tolima), in order to provide a solution to the water shortage that affects to the families of the aforementioned community, due to the high costs that the use of other energy sources represents.	Executed	6 months	\$50.000.000	Improvement in the quality of life of communities and Community integration	261	Voluntary	Service under a commercial arrangement.
Competitiveness/Diversity Networks - Conservation of the ancestral identity of the indigenous communities in the area of direct influence of the Ballales – Barrancabermeja gas pipeline, in the rural area of the La Guajira district, through the supply and delivery of goods and elements that strengthen their productive capacity, according to their uses and customs	Executed	4 months	\$314.773.461	The projects favor the communities as they strengthen their cultural identity and provide inputs for developing productive activities that align with territorial uses and traditions.	871	Voluntary	Service under a commercial arrangement.
Networks to Learn - Strengthen strategic and educational relationships between the school-age population and boys and girls belonging to the area of direct influence of THE COMPANY, through the provision of school aid kits and other elements that strengthen educational development.	Executed	3 months	\$149.994.118	Improvement in the quality of life and educational strengthening	3162	Voluntary	Service under a commercial arrangement.

<p>Networks to learn-Carry out the analysis of the contribution of Social Investment, Social Management and the design of an impact measurement model for the strategic investment programs of the International Gas Transport Company TGI ESP.</p>	In Progress	8 months	\$49.980.000	<p>Improvement in the quality of life Improvement in trade and productivity</p>		Voluntary	Service under a commercial arrangement.
<p>Networks to learn - Strengthen the community management of JAC's and municipal authorities of the smaller territorial units: Cornetal, Buenavista, Servitá, Laberinto, Barranca de Upia, Sabanalarga, San Luis de Ocoa, San Cipriano, las Mercedes and Venadito; in order to promote the development of management and relationship skills with public and private entities</p>	Executed	3 months	\$24.200.000	<p>Strengthening institutional management of communities and municipal authorities.</p>	120	Mandatory	Service under a commercial arrangement.
<p>Competitiveness Networks Strengthening and social support for mothers who are heads of households in vulnerable conditions, victims, people with disabilities and/or displaced people from the municipality of Puerto Boyacá, Boyacá through training and provision of basic entrepreneurship tools.</p>	In Progress	7 months	\$16.200.000	<p>Improvement in the quality of life Improvement in trade and mobility</p>	40	Voluntary	Service under a commercial arrangement.
<p>Networks for learning - Supply of school aid kits that strengthen the strategic and educational relationship of the school-age population, belonging to the area of direct influence of Transportadora de Gas Internacional TGI S.A.</p>	In Progress	2 months	\$189.986.280	<p>Improvement in the quality of life and educational strengthening</p>		Voluntary	Service under a commercial arrangement.



Sirs.
Shareholders and other interested parties of
Transportadora de Gas Internacional S.A. (hereinafter "The Company")
Medellín, Antioquia

INDEPENDENT LIMITED ASSURANCE REPORT

Scope of our Work

We have been engaged by **Transportadora de Gas Internacional S.A. ("The Company")** to perform a limited assurance engagement on the information detailed in Annex A (hereinafter, the information subject to assurance), included in the Sustainability Report for the year ended December 31, 2023.

Our limited assurance engagement was performed solely in relation to the selected sustainability information included in Annex A. Our assurance report does not extend to prior periods' information nor other information included in the Sustainability Report 2023, nor other information related to that report that may incorporate images, audios, or videos.

Criteria applied by Transportadora de Gas Internacional S.A.

The criteria used by The Company's management to prepare the assurance information detailed in annex A and included in the Sustainability Report 2023 were established considering the concepts, requirements and principles contained in the Global Reporting Initiative (GRI), as well as the criteria defined by The Company for its own indicator and the criteria defined for its dual materiality analysis process, which are detailed in annex A enclosed.

Responsibilities of Transportadora de Gas Internacional S.A. management on the information subject to assurance included in the Sustainability Report 2023

The Company's management is responsible for the preparation and presentation of the information subject to assurance included in the Sustainability Report 2023, in accordance with the criteria of the Global Reporting Initiative (GRI) standards, as well as the criteria defined by The Company for its own indicator and the criteria defined for its dual materiality analysis process, which are detailed in annex A enclosed. This responsibility includes designing, implementing, and preserving internal control necessary to allow for the preparation of information subject to assurance that is free from material errors, whether due to fraud or error.

Responsibilities of BDO

Our responsibility is to express a limited assurance conclusion on the information subject to assurance based on the procedures we have performed and the evidence we have obtained. We conducted our limited assurance engagement in accordance with ISAE 3000 (revised) International Standard on Assurance Engagements other than the audit or review of historical financial information issued by the "International Auditing and Assurance Standards Board" (IAASB). This standard requires us to conclude if any facts have come to our attention that cause us to believe that management's representations are not fairly stated in all material respects. In a limited assurance engagement, the practitioner



performs procedures (primarily by making inquiries of management and others within the entity, as appropriate, and applying analytical procedures), and evaluates the evidence obtained.

The procedures we performed were supported by our professional judgment and included inquiries, observation of processes performed, inspection of documents, analytical procedures, evaluation of the adequacy of quantification methods and reporting policies, and concordance or reconciliation with the underlying records.

Given the circumstances of commitment, we have performed the following procedures:

- a) Through inquiries, it obtained an understanding of the control environment and significant The Company information systems but did not evaluate the design of the control activities or collect evidence on their implementation, nor test their operating effectiveness.
- b) Understanding of the instruments used to generate, compile, and report the information subject to assurance by inquiries with the personnel responsible for the related processes.
- c) Inquiry with management to understand the process carried out by Transportadora de Gas Internacional S.A., regarding the material issues as well as the participation of stakeholders in this process.
- d) Review and understanding of the process to determine the dual materiality 2023 of Transportadora de Gas Internacional S.A.
- e) Interviews with The Company personnel to have a better understanding of the business and the Report preparation process.
- f) Interviews with the corporate staff of Transportadora de Gas Internacional S.A. responsible for the information to be reported in order to understand the process of collection, consolidation and presentation of the information subject to assurance.
- g) Interviews with the plants selected for the review of the information that feeds the corporate-level consolidation of environmental issues.
- h) Interviews with the regional offices to review the social investment data.
- i) Verification of the calculation criteria and their proper application according to the methodologies described in the criteria of the indicators under assurance.
- j) Performing analytical review procedures to support the fairness of the data.
- k) Comparison of the information reported in the Sustainability Report with the information corresponding to the relevant underlying sources to ensure that the information has been included in the Sustainability Report.
- l) Analysis of the collection and internal control processes of the quantitative data reflected in the Report, regarding the reliability of the information, using analytical procedures and review tests based on sampling.
- m) Review of the data to be reported on the MERO platform to date 02-23-2024.
- n) Reading the information included in the Sustainability Report to determine if it is in line with our general knowledge and experience, in relation to the sustainability performance of Transportadora de Gas Internacional S.A.

- o) Applied substantive tests on a random selective basis of the information subject to assurance, prepared by management, to determine the standards, indicators and verify that the data were accurately measured, recorded, compiled, and reported through:
- i. Inspection of policies and procedures set by The Company.
 - ii. Inspection of supporting documents of internal and external sources.
 - iii. Recalculations.
 - iv. Information reported by Management compared to that set forth in the criteria section of this report.

En el anexo A se detalla la información objeto de aseguramiento incluida en el alcance de nuestro trabajo.

Our limited assurance engagement was conducted only with respect to the information subject to assurance included in Annex A, for the year ended december 31, 2023; and we have not performed any procedures with respect to prior years, future projections and goals, or any other elements of other information included in the Sustainability Report for the year ended december 31, 2023 and, therefore, we do not express a conclusion in this regard.

The procedures applied in a limited assurance engagement vary in nature and timing of application and are of reduced scope than in the case of a reasonable assurance engagement and, consequently, the level of reliability obtained in a limited assurance engagement is substantially lower than that which would have been achieved in the case of a reasonable assurance engagement.

We consider that the evidence collected is adequate and appropriate to provide a basis for our limited assurance conclusion.

Independence and Quality Control

We have complied with the ethical and independence requirements of the professional code of ethics for public accountants issued by the International Ethics Standard Board for Accountants (IESBA), which is based on the principles of integrity, objectivity, professional competence and due care, confidentiality and professional behavior.

Our firm BDO Audit S.A.S BIC applies the International Standard on Quality Management (“ISQM”) 1 and, therefore, preserves a comprehensive quality control system that includes documented policies and procedures related to compliance with ethical requirements, professional standards and requirements of applicable laws and regulations.

Inherent limitations of the assurance engagement

The selected sustainability disclosures are subject to inherent uncertainty due to the use of non-financial information which is subject to greater inherent limitations than financial information due to the nature of the methods used to determine, calculate, sample or estimate such information. In the preparation of the information, the entity performs qualitative interpretations about the relevance, materiality and accuracy of the information that are subject to assumptions and judgments.

Conclusion of limited assurance

Based on the procedures we have performed and on the evidence we have gathered, no situation has been brought to call our attention that leads us to believe that the information subject to assurance included in Annex A of the Sustainability Report for the

year ended December 31, 2023 of a) Transportadora de Gas Internacional S.A. has not complied with the provisions of the criteria section of this report.

Restriction on use of the Report

Our report is exclusively issued for the purpose set forth in the first paragraph and should not be used for any other purpose nor be distributed to other parties separately. This report covers only the issues mentioned in the preceding sections and the information subject to assurance included in Annex A and does not extend to any other financial and non-financial information included in the Sustainability Report of Transportadora de Gas Internacional S.A. for the year ended december 31, 2023, nor to its financial statements, taken as a whole.

Action plan

BDO Audit S.A.S. BIC delivers to Transportadora de Gas Internacional S.A. through an additional report, recommendations of action for future preparation of the Sustainability Report, which do not modify the conclusion expressed in this report, seeking to strengthen the process of construction, management, measurement, review, reporting and communication of The Company's sustainability indicators.

Luis Fernando Gomez Gonzalez
Firmado digitalmente por Luis Fernando Gomez Gonzalez
DN: cn=Luis Fernando Gomez Gonzalez, ou=USUARIO, email=luisfernandogomez@bdo.com.co
Fecha: 2024.04.05 09:35:48 -0500

Luis Fernando Gómez González
Audit and Assurance Partner
Certified Public Accountant PL 144.355

Member of
BDO Audit S.A.S BIC
Bogotá D.C., April 05, 2024.

ANNEX A

Scope of limited assurance

The following are the GRI Standards, the indicators defined by Management as its own and the criteria defined for its dual materiality analysis process covered by this assurance.

These criteria are an integral part of our independent limited assurance report on the Management and Sustainability Report of Transportadora de Gas Internacional S.A. for the period from January 1 to December 31, 2023.

Standard GRI	Description
GRI 305-1	Direct (Scope 1) GHG emissions.
GRI 305-2	Energy indirect (Scope 2) GHG emissions (Location method) and (Market Method).
GRI 305-3	Other indirect (Scope 3) GHG emissions.
GRI 201-1	Direct economic value generated and distributed.
GRI 205-2	Communication and training about anti-corruption policies and procedures.
GRI 302-1 (used for S&P Global CSA)	Energy consumption within the organization.
GRI 303-5 (used for S&P Global CSA)	Water consumption.
Company Indicators	Description
Own	GEB investments in energy transition.
Own (used for S&P Global CSA)	R&D&i expenses.
Own	Materialization of strategic risks.
Own	Structure, diversity and management in governing bodies.
Own (used for S&P Global CSA)	Waste Disposal.
Own	Total social investment.
Own (used for S&P Global CSA)	Fatalities and LTIFR in employees and contractors.
Own (used for S&P Global CSA)	Average salary by gender.
Own (used for S&P Global CSA)	Methane Emissions.
Own (used for S&P Global CSA Questions 1.75 and 1.7.6)	Supplier selection.
Own (used for S&P Global CSA Questions 1.75 and 1.7.6)	Supplier selection.
Own (used for S&P Global CSA Questions 1.75 and 1.7.6)	Supplier evaluation and development.
GCCA Standard	Water collection by source
	Total water discharge by destination
	Total water consumption
	Specific water consumption

Company Indicators	Description
	Water recycled and reused.
	Number and percentage of active and inactive quarries with high biodiversity value that have a biodiversity management plan.
	Number and percentage of released areas rehabilitated in active and inactive quarries.
	Percentage of active and inactive quarries with closure plans in place.
	IUCN Red List species and national conservation list species occurring in areas impacted by operations.
	Total CO2 emissions - gross
	Total CO2 emissions - net
	Specific CO2 emissions - gross
	Specific CO2 emissions - net
	Specific caloric consumption of clinker production.
	Alternative fuels rate.
	Rate of biomass as fuel.
	Clinker/cement factor.
	Percentage of alternative raw materials in (cement).
	Total coverage (percentage of Clinker produced in covered kilns with continuous or discontinuous monitoring systems for particulate matter, NOx, SOx, VOC/THC, heavy metals).
	Coverage with continuous emissions monitoring (percentage of Clinker produced in kilns covered with continuous monitoring systems for particulate matter, NOx, SO2).
	Absolute Emissions of Particulate Matter from clinker kilns only.
	Coverage rate monitoring of particulate matter.
	Specific NOx emissions.
	Coverage rate NOx monitoring.
	Specific SOx emissions.
	Coverage rate of SOx monitoring.
	Absolute VOC/THC emissions.
	Specific VOC/THC emissions.
	Coverage rate of VOC/THC monitoring.
	Absolute emissions PCDD/F.
	Specific PCDD/F emissions.
	Coverage rate of PCDD/F monitoring.
	Absolute Hg* emissions.
	Specific Hg emissions.
	Coverage rate of Hg monitoring.
	Absolute emissions HM1 (Cd + Tl).
	Specific emissions HM1 (Cd + Tl).



Company Indicators	Description
	Coverage rate HM1 monitoring (Cd + Tl).
	Absolute HM2 emissions (sum of Sb, As, Pb, Cr, Co, Cu, Mn, Ni, V).
	Specific HM2 emissions (sum of Sb, As, Pb, Cr, Co, Cu, Mn, Ni, V).
	Coverage rate of HM2 monitoring (Sum of Sb, As, Pb, Cr, Co, Cu, Mn, Ni, V)
	Injuries due to occupational accidents.
	Index of frequency and severity - employees.
	Index of frequency and severity - contractors.
	Number of injuries per lost time: short absence and long absence.
	Fatalities in direct employees.
	Fatalities in contractors.
	Fatalities in third party employees.
	Description
	Direct GHG emissions Scope 1
	Indirect GHG emissions from energy generation Scope 2
	Average salaries for men and women
	Direct GHG emissions Scope 1
Indicators of Value Added to Society VAS	Water consumption in extreme areas of water scarcity
	Water consumption in areas of water scarcity
	Water consumption in areas of water stress
	Water consumption in extreme areas of water scarcity
	Net impacts on biodiversity by ecosystem type (affected areas, restored areas, offset areas)
	Significant air emissions of particulate matter, NOx, and SOx
Analysis of materiality	Descripción
Dual materiality analysis year 2022	Methodological process designed and implemented by Transportadora de Gas Internacional S.A. for the analysis of double materiality year 2022, valid for two (2) years and whose description is included in the Sustainability Report 2023.

Index of Contents

GRI and SASB

GRI STANDARD	CONTENT	OIL&GAS SECTOR	LOCATION / ANSWER	PAGE	OMISSIONS
GRI 2: General Disclosures 2021	2-1 Organization details		About TGI	8	<i>Reasons for omission are not accepted for disclosure or when there is no reference number for the GRI Sector Standard.</i>
	2-2 Entities included in the organization's sustainability report		About this Report	5	
	2-3 Period covered by the report, frequency and point of contact		About this Report	5	
	2-4 Reformulation of information		About this Report	5	
	2-5 External verification		About this Report	5	
	2-6 Activities, value chain and other business relationships		Business Model	9	
	2-7 Employees		Talent Management	88	The company does not employ part-time workers or workers on non-guaranteed hours.
	2-8 Workers who are not employees		Talent Management	88	
	2-9 Governance structure and composition		Corporate Governance	42	
	2-10 Appointment and selection of the highest governing body		Corporate Governance	48	
	2-11 Presidency of the highest governing body		Corporate Governance	42	
	2-12 Role of the highest governing body in supervising the management of impacts		Corporate Governance	48	
	2-13 Delegation of responsibilities in impact management		Corporate Governance	48	

GRI STANDARD	CONTENT	OIL&GAS SECTOR	LOCATION / ANSWER	PAGE	OMISSIONS
GRI 2: General Disclosures 2021	2-14 Role of the highest governing body in the preparation of sustainability reports		About this Report	5	
	2-15 Conflicts of interest		Corporate Governance	49	
	2-16 Communication of critical concerns		Corporate Governance	48	
	2-17 Collective knowledge of the highest governing body		Corporate Governance	49	
	2-18 Performance Evaluation of the highest governing body		Corporate Governance corporativo	49	
	2-19 Remuneration policies		Corporate Governance Report Annex		
	2-20 Process to determine remuneration		Corporate Governance Report Annex		
	2-21 Total annual remuneration ratio		Annex	119	
	2-22 Declaration on sustainable development strategy		Message from our President	6	
	2-23 Political commitments		Ethical governance	50	
	2-24 Incorporation of the political commitments		Ethical governance	50	
	2-25 Processes to remedy negative impacts		Ethical governance	51	
	2-26 Mechanisms to seek advice and raise problems		Ethical governance	52	
	2-27 Compliance with laws and regulations		In 2023, no fines or sanctions were received as a result of legal or regulatory non-compliance.		
	2-28 Members Associations		ESG leadership in the sector	21	
	2-29 Stakeholder Engagement Approach		ESG leadership in the sector	22	
2-30 Collective agreements		Talent Management	88		

GRI STANDARD	CONTENT	OIL&GAS SECTOR	LOCATION / ANSWER	PAGE	OMISSIONS
Material Topics					
GRI 3: Material Topics 2021	3-1 Process to Determine Material Topics		Double Materiality Analysis	23	
	3-2 List of Material Topics		Double Materiality Analysis	24	
Economic Performance					
GRI 3: Management of Material Topics 2021	3-3 Management of Material Topics		Financial Sustainability	32	
GRI 201: Economic Performance 2016	201-1 Generated and Distributed Direct Economic Value	11.14.2 11.21.2	Financial Sustainability	33	
	201-2 Financial Consequences and Other Risks and Opportunities Due to Climate Change		Climate Resilience	76	
Market Presence					
GRI 202: Market Presence 2016	202-2 Proportion of Senior Executives Hired from the Local Community	1.11.2 11.14.3	Annexes	121	
Indirect economic impacts					
GRI 203: Indirect economic impacts 2016	203-1 Investments in Subsidized Infrastructure and Services	11.14.4	Community Engagement and Development Annexes	104 131	
	203-2 Significant Indirect Economic Impacts	11.14.5	Community Engagement and Development	105	
Procurement Practices					
GRI 204: Procurement Practices 2016	204-1 Proportion of Expenditure on Local Suppliers	11.14.6	Responsible Supply Chain Management	63	
Anti-corruption					
GRI 205: Anti-corruption 2016	205-1 Corruption Risks in Assessed Operations	11.20.2	Ethical Governance	55	
	205-2 Communication and Training on Anti-Corruption Policies and Procedures	11.20.3	Ethical Governance	54	
	205-3 Confirmed Corruption Incidents and Measures Taken	11.20.4	Ethical Governance	55	

GRI STANDARD	CONTENT	OIL&GAS SECTOR	LOCATION / ANSWER	PAGE	OMISSIONS
Anticompetitive Behavior					
GRI 206: Anticompetitive Behavior 2016	206-1 Legal Actions for Anticompetitive Behavior, Antitrust, and Monopolistic Practices	11.19.2	Ethical Governance	55	
Tax					
GRI 207: Tax 2019	207-1 Tax Approach	11.21.4	Strategic Relationship and Regulatory Management	60	
	207-2 Fiscal Governance, Control, and Risk Management	11.21.5	Strategic Relationship and Regulatory Management	60	
	207-3 Stakeholder Engagement and Management of Tax-related Concerns	11.21.6	Strategic Relationship and Regulatory Management	60	
Energy					
GRI 302: Energy 2016	302-1 Energy Consumption within the Organization	11.1.2	Decarbonization and Energy Transition	74	
Water and Effluents					
GRI 303: Water and Effluents 2018	303-1 Interaction with Water as a Shared Resource	11.6.2	Responsible Use of Resources	82	
	303-2 Management of Impacts Related to Water Discharge	11.6.3	Responsible Use of Resources	82	
	303-3 Water Extraction	11.6.4	Responsible Use of Resources	82	

GRI STANDARD	CONTENT	OIL&GAS SECTOR	LOCATION / ANSWER	PAGE	OMISSIONS
Biodiversity					
GRI 304: Biodiversity 2016	304-1 Operational facilities owned, leased, managed, or adjacent to protected areas and high biodiversity value areas outside protected areas	11.4.2	Biodiversity Protection	78	
	304-2 Significant impacts of activities, products, and services on biodiversity	11.4.3	Biodiversity Protection	77	
	304-3 Protected or restored habitats	11.4.4	Biodiversity Protection	81	
	304-4 Species from the IUCN Red List and species from the national conservation list with habitats in areas affected by operations	11.4.5	Biodiversity Protection	81	
Emissions					
GRI 305: Emissions 2016	305-1 Direct GHG emissions (Scope 1)	11.1.5	Decarbonization and Energy Transition	72	
	305-2 Indirect GHG emissions (Scope 2) from energy	11.1.6	Decarbonization and Energy Transition	72	
	305-3 Other indirect GHG emissions (Scope 3)	11.1.7	Decarbonization and Energy Transition	72	
	305-4 GHG emission intensity	11.1.8	Decarbonization and Energy Transition	75	
	305-5 Reduction of GHG emissions	11.2.3	Decarbonization and Energy Transition	73	
	305-7 Nitrogen oxides (NOx), sulfur oxides (SOx), and other significant atmospheric emissions	11.3.2	Decarbonization and Energy Transition	75	No SOX, POP, VOC, HAP, PM, or other significant atmospheric emissions reported.

GRI STANDARD	CONTENT	OIL&GAS SECTOR	LOCATION / ANSWER	PAGE	OMISSIONS
Waste					
GRI 306: Waste 2020	306-1 Waste generation and significant waste-related impacts	11.5.2	Circular economy	83	
	306-2 Management of waste related significant impacts	11.5.3	Circular economy	83	
	306-3 Waste generated	11.5.4	Circular economy	84	
	306-4 Waste diverted from disposal	11.5.5	Circular economy	84	
	306-5 Waste intended for disposal	11.5.6	Circular economy	84	
Supplier Environmental Assessment					
GRI 308: Supplier Environmental Assessment 2016	308-1 New vendors selected with environmental criteria		Responsible supply chain management	62	
Employment					
GRI 401: Employment 2016	401-1 New hires and staff turnover	11.10.2	Talent Management Annexes	89, 90 121, 122	
	401-3 Parental leave	11.10.4	Talent Management Annexes	89 122	

GRI STANDARD	CONTENT	OIL&GAS SECTOR	LOCATION / ANSWER	PAGE	OMISSIONS
Occupational Health and Safety					
GRI 403: Occupational Health and Safety 2018	403-1 Occupational Health and Safety management system	11.9.2	Occupational health and safety	95	
	403-2 Hazard identification, risk assessment, and incident investigation	11.9.3	Occupational health and safety	96	
	403-3 Occupational health services	11.9.4	Occupational health and safety	97	
	403-4 Worker participation, consultation, and communication on occupational health and safety	11.9.5	Occupational health and safety	96	
	403-5 Worker training on occupational health and safety	11.9.6	Occupational health and safety	97	
	403-6 Promotion of worker health	11.9.7	Occupational health and safety	97	
	403-7 Prevention and mitigation of impacts on occupational health and safety directly related to business relations	11.9.8	Occupational health and safety	96	
	403-8 Workers covered by an occupational health and safety management system	11.9.9	Occupational health and safety	95	
	403-9 Work-related injuries	11.9.10	Occupational health and safety annexes	98 126, 127	
	403-10 Work-related ill health	11.9.11	Occupational health and safety annexes	98 127	

GRI STANDARD	CONTENT	OIL&GAS SECTOR	LOCATION / ANSWER	PAGE	OMISSIONS
Training and Education					
GRI 404: Training and education 2016	404-1 Average hours of training per employee per year	11.10.6 11.11.4	Talent management Annexes	90 123	
	404-2 Average hours of training per employee per year	11.7.3 11.10.7	Talent management	91	
	404-3 Percentage of employees receiving regular performance and professional development reviews		Talent management	92	
Diversity and Equal Opportunity					
GRI 405: Diversity and Equal Opportunity 2016	405-1 Diversity within governance bodies and employees	11.11.5	Talent management Corporate Governance Annexes	93 48 124	
Non-discrimination					
GRI 406: Non-discrimination 2016	406-1 Incidents of discrimination and corrective measures taken	11.11.7	Annexes	128	
Freedom of Association and Collective Bargaining					
GRI 407: Freedom of Association and Collective Bargaining 2016	407-1 Operations and suppliers where the right to freedom of association and collective bargaining may be at risk	11.13.2	Responsible supply chain management	64	
Child Labor					
GRI 408: Child Labor 2016	408-1 Operations and vendors with a significant risk of child labor incidents		Human rights protection	99	
Forced or Compulsory Labor					
GRI 409: Forced or Compulsory Labor 2016	409-1 Operations and suppliers with a significant risk of being the source of forced or compulsory labor	11.12.2	Human rights protection	99	

GRI STANDARD	CONTENT	OIL&GAS SECTOR	LOCATION / ANSWER	PAGE	OMISSIONS
Security Practices					
GRI 410: Security Practices 2016	410-1 Security personnel trained in human rights policies or procedures		Human rights protection	102	
Rights of Indigenous Peoples					
GRI 411: Rights of Indigenous Peoples 2016	411-1 Incidents of violations of the rights of Indigenous Peoples	11.17.2	Human rights protection	101	
Local Communities					
GRI 413: Local Communities 2016	413-1 Operations with participation of the local community, impact assessments, and development programs	11.15.2	Relationship and development of communities.	104, 105	
	413-2 Operations with significant negative impacts, actual and potential, on local communities	11.15.3	Relationship and development of communities.	106	
Supplier Social Assessment					
GRI 414: Supplier Social Assessment 2016	414-1 New vendors selected based on social criteria	11.10.8 11.12.3	Responsible supply chain management	62	
Public Policy					
GRI 415: Public Policy 2016	415-1 Political Contributions		TGI does not make contributions to political parties, campaigns, or candidates.		
Customer Privacy					
GRI 418: Customer Privacy 2016	418-1 Substantiated claims related to violations of customer privacy and customer data loss		Annexes	119	

SASB STANDARD	CONTENT		LOCATION / ANSWER	PAGE
Oil and gas – Midstream	SASB EM-MD-000.A		Operational excellence	35
Oil and gas – Midstream	SASB EM-MD-110a.1		Decarbonization and energy transition	72
Oil and gas – Midstream	SASB EM-MD-110a.2.		Decarbonization and energy transition	73
Oil and gas – Midstream	SASB EM-MD-120a.1.		Descarbonización y transición energética	75
Oil and gas – Midstream	SASB EM-MD-160a.2		Biodiversity Protection	77
Oil and gas– Midstream	SASB EM-MD-160a.3		Biodiversity Protection	77
Oil and gas – Midstream	SASB EM-MD-520a.1.		In 2023, no fines or sanctions were received as a result of legal or regulatory non-compliance.	
Oil and gas – Midstream	SASB EM-MD-540a.1		Operational excellence	35
Electric Utilities & Power Generators	SASB IF-EU-320a.1		Annexes	127
Gas companies and distributors	SASB IF-GU-000.B		Operational excellence	36